

AQFORM

LIGHTING SOLUTIONS

Icons and cat. n° legend

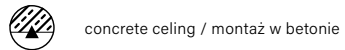
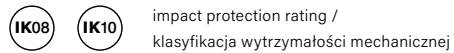
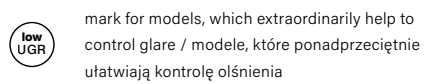
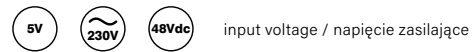
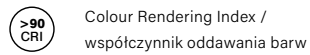
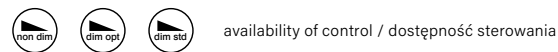
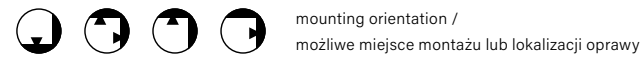
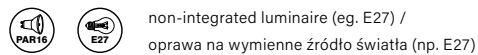

direction of light output / kierunek świecenia oprawy



protection class / klasa ochronności



ingress protection rating (...) / klasa szczelności oprawy (...)



Catalogue numbers contain information on the most important technical parameters of the luminaire. Information marked in black refers to fixed (unchangeable) luminaire parameters. Information marked in green (-_30-) refers to optional (changeable) luminaire parameters.

Format numeru katalogowego zawiera informacje o najważniejszych parametrach technicznych oprawy oświetleniowej. Informacje opisane czarnymi znakami dotyczą stałych (niezmiennych) parametrów oprawy. Informacje opisane zielonymi znakami (-_30-) dotyczą opcjonalnych (zmiennych) parametrów oprawy.

luminaire version

optics

12345-M930-F1-PH-13

power

low (-L_--)
medium (-M_--)
high (-H_--)
adjustable (-A_--)
n/a (-0_--)

CRI

CRI>90 (-_9_--)

CCT

2700K (-_27-)
3000K (-_30-)
4000K (-_40-)
2700-6500K (-M962-) - DALI or Aqsmart required
2700K, 3000K (-M932-)
2700K, 3000K, 4000K (-M942-)
n/a (-_00-)

beam angle | light distribution

1-25° - spot (-S_-)
26-40° - flood (-F_-)
>40° - wide (-W_-)
zoom (-Z_-) | diffused (-D_-) | untypical (-Y_-)
retrofit 230V (-U_-)

optics finish | material

black (-_B_-) reflector (-_1_-) | lens (-_3_-) | cover (-_9_-)
white (-_W_-) microprism (-_5_-) | n/a (-_0_-)

dimming | control


non dim (-00-) ON/OFF switchDIM (-SW-)
Phase-Control (-PH-) Aqsmart (-DB-)
DALI (-DA-) require driver (-CC-)
touchDIM (-TD-)

finish *more finishes available



mixes for some products

About mix colours:
- 06 - this finish allows to mix all AQForm colours - including gold, grey, terracotta, taupe





Light forms life

No nonsense design

Światło we wnętrzu pełni wiele funkcji. Pomaga wyznaczyć kierunek po zmroku, tworzy nastrojową atmosferę lub wręcz przeciwnie – pobudza do pracy i pozytywnie wpływa na naszą wydajność. Dlatego od ponad 30 lat oświetlenie jest naszą pasją, którą zgłębiamy w Centrum Badawczo-Rozwojowym, zlokalizowanym w Czernichowie, nieopodal Krakowa. To tutaj zespół wyspecjalizowanych inżynierów projektuje, bada i tworzy oprawy, udowadniając, że są one czymś więcej, niż tylko nowoczesną formą. Przemysłane pod kątem funkcji, zaskakują, budzą emocje, ale przede wszystkim dodają wnętrzą wyjątkowego blasku. Zapraszamy Cię do świata nowoczesnych rozwiązań oświetleniowych!

Lighting within interiors serves various functions. It helps guide direction in the dark, creates a mood-setting atmosphere or, conversely, stimulates work and positively impacts our productivity. That is why, for over 30 years lighting has been our passion, explored at the Research and Development Center located in Czernichów, near Krakow. Here, a team of specialized engineers designs, researches and creates fixtures, proving that they are more than just modern forms. Thoughtfully designed for functionality, they surprise and above all, add a unique brilliance to interiors. Welcome to the world of modern lighting solutions!

Our story

Czy wiesz, że korzenie naszej firmy sięgają 1992 roku, kiedy to specjalizowaliśmy się... w produkcji mebli? I choć od tamtej pory wiele się zmieniło, wciąż stawiamy na bezkompromisową jakość naszych produktów. Zanim przejdziesz do kolejnej części katalogu, pełnej inspiracji oraz nowoczesnych rozwiązań oświetleniowych, poznaj kilka ciekawostek o naszej marce!

Did you know that our company's roots date back to 1992, when we specialized... in furniture production? And although much has changed since then, we still prioritize the uncompromising quality of our products. Before you move on to the next section of the catalogue, full of inspiration and modern lighting solutions, let's discover a few interesting facts about our brand!



RAFTER points

RAFTER to rodzina wyspecjalizowanych opraw o niezwykle szerokich możliwościach. W wersji points pełni funkcję skutecznego oświetlenia zadaniowego, gwarantującego najwyższy komfort wizualny.

RAFTER is a family of specialized fixtures with incredibly broad capabilities. In the points version, it serves as effective task lighting, ensuring the highest visual comfort.



AQfelt OVALL BALL

Kolekcja AQfelt to funkcjonalne rozwiązanie, które zapewnia nie tylko właściwe oświetlenie, ale również odpowiedni komfort akustyczny we wnętrzu.



The AQfelt collection is a functional solution that provides not only proper lighting but also adequate acoustic comfort within interiors.



IKI

IKI zachwyca przestrzenną formą w postaci charakterystycznych, ażurowych paneli podkreślających opływające je światło. Kolekcja powstała we współpracy z Andrzejem Kliszem, profesorem Akademii Sztuk Pięknych w Katowicach.



IKI captivates with its spatial form represented by distinctive, openwork panels that highlight the light flowing through them. The collection was created in collaboration with Andrzej Klisz, a professor at the Academy of Fine Arts in Katowice.



ONAS

- Nasze oprawy oświetleniowe powstają w Centrum Badawczo-Rozwojowym liczącym blisko 3600m².

- Zespół wyspecjalizowanych inżynierów opracowuje produkty od pomysłu do wdrożenia.

- Oprawy produkowane są w naszej fabryce w Czernichowie pod Krakowem.

- Our lighting fixtures are developed at the Research and Development Center spanning nearly 3600m².

- A team of specialized engineers works on products from concept to implementation.

- The fixtures are manufactured in our factory located in Czernichów near Krakow.



• W naszej ofercie znajdziesz cały wachlarz opraw standardowych i niestandardowych, odpowiadających na większość potrzeb przestrzeni prywatnych i publicznych.

• Nasze produkty zostały nagrodzone w wielu konkursach, m.in. iF, Red Dot, German Design, must have i Dobry Wzór.

• Nie straszne nam wyzwania! Oferujemy możliwość modyfikacji standardowych produktów na potrzeby konkretnego projektu. Zespół naszych specjalistów pozostaje otwarty na współpracę.

• Our offer includes a full spectrum of standard and custom fixtures catering to various needs in private and public spaces.

• Our products have been awarded in numerous competitions, such as iF, Red Dot, German Design, must have and Good Design.

• Challenges do not deter us! We offer the option to modify standard products to suit specific project needs. Our team of specialists is open to collaboration.



Photo: I am Liz

Hotel-T, Wąroga

Modern Ball simple midi LED suspended / Pet midi LED track



Design: loft architektura Małgorzata Hendrych-Lubińska | Photo: Agata Husiak

Restauracja Pizza i Wino, Bytów

Thin Tube asymmetry LED suspended custom project

Created for you

Współpraca z projektantami to istotny element w procesie powstawania naszych produktów. Pozwala stworzyć oprawy, które nie tylko dobrze wyglądają, ale przede wszystkim są funkcjonalne. Dzięki temu mogą stać się stylową ozdobą wnętrza, zapewniając jednocześnie oświetlenie najwyższej jakości. To doskonały dowód na to, że technologia i design tworzą razem wyjątkowo zgrany duet!

Collaboration with designers is a crucial element in the creation process of our products. It allows us to develop fixtures that not only look great but, above all, are functional. Consequently, they are stylish interior decorations while providing top-quality lighting. It is a perfect demonstration that technology and design together create an exceptionally harmonious duo!



Dechem Studio

Michaela Tomiskova
i Jakub Jandourek

ZAPROJ
Z MVSŁ



Andrzej Klisz

Piotr Jagiełłowicz



D TOBIE

Let's play

W naszej ofercie znajdziesz szeroki wachlarz możliwości skrojonych na miarę potrzeb każdego rodzaju wnętrza. Nasze produkty łączą nowoczesne wzornictwo ze świetnymi parametrami technicznymi. Dzięki temu estetycznie wyglądają i są niezwykle funkcjonalne!

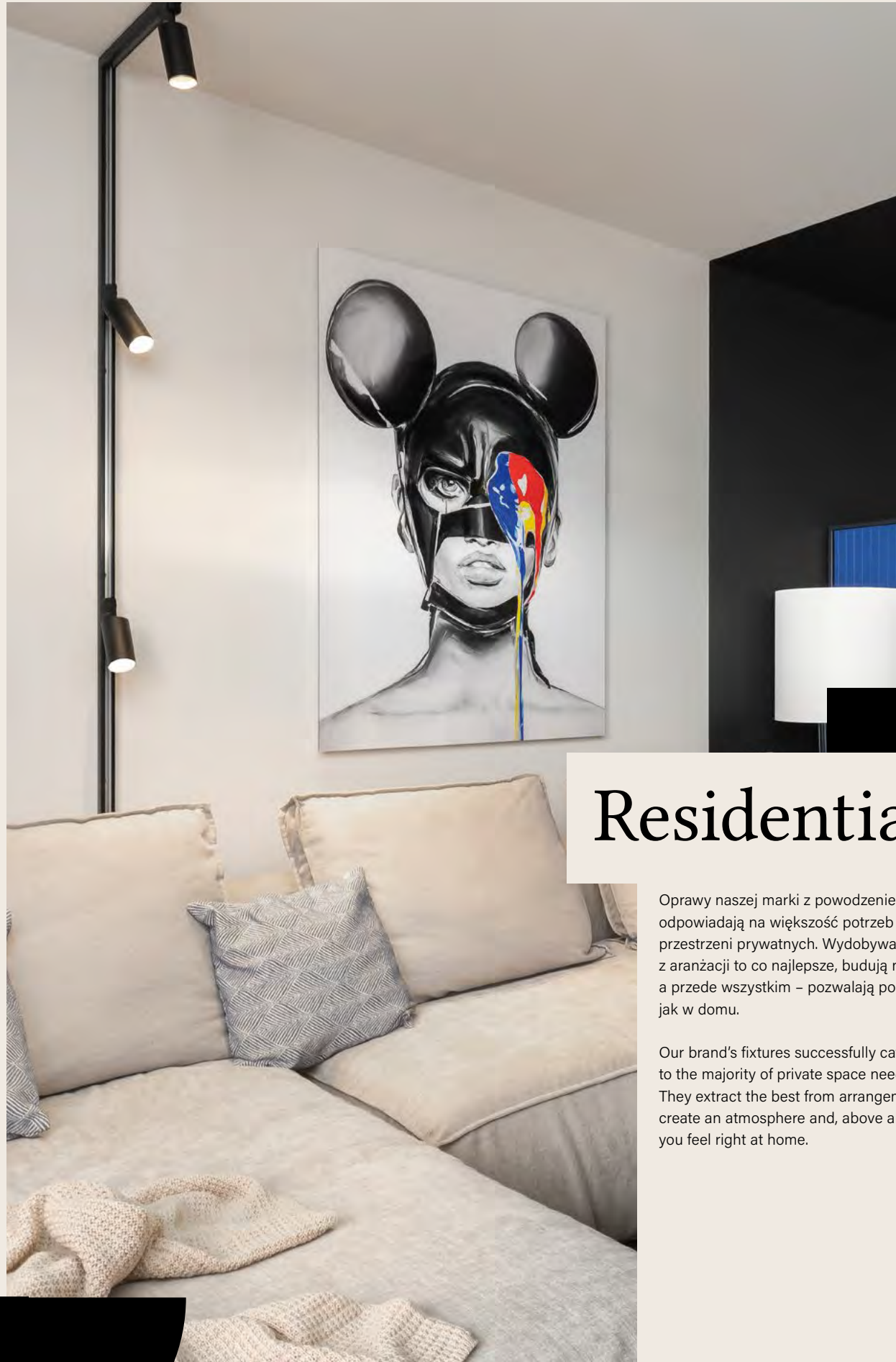
In our offer, you will find a wide range of options tailored to meet the needs of every type of interior. Our products blend modern design with excellent technical parameters. As a result, they look fantastic and are incredibly functional!

INSPIRACJA



Contents

Recessed	p. 036
Surface	p. 098
Suspended	p. 170
Track&Spot	p. 276
Wall	p. 336
Floor, Table, Portable	p. 386
IP rated	p. 400
Exterior	p. 428
Systems	p. 450
Index by name	p. 516



Residential

Oprawy naszej marki z powodzeniem odpowiadają na większość potrzeb przestrzeni prywatnych. Wydobywają z aranżacji to co najlepsze, budują nastrój, a przede wszystkim – pozwalają poczuć się jak w domu.

Our brand's fixtures successfully cater to the majority of private space needs. They extract the best from arrangements, create an atmosphere and, above all, make you feel right at home.





Hospitality

Nasza oferta jest idealnie skrojona na miarę wnętrz działających w sektorze gastronomii i hotelarstwa. Znajdziesz w niej nowoczesne rozwiązania oświetleniowe, które odpowiadają na konkretne potrzeby. Wyspecjalizowane oprawy zachwycają lekkością minimalistycznej formy, zapewniając światło najwyższej jakości.

Our offer is perfectly tailored for spaces in the hospitality and hotel industry. You will find modern lighting solutions that cater to specific needs. Specialized fixtures captivate with the lightness of minimalistic forms while providing high-quality illumination.





Office

Oprawy zaprojektowane z myślą o pracy w biurach wyróżniają szczególne parametry. Pomagają w skupieniu oraz pozytywnie wpływają na nasze samopoczucie. Dzięki temu, odpowiednio dobrane, mogą nie tylko stanowić wyrazisty duet z pozostałymi elementami aranżacji, ale przede wszystkim dbać o wydajność i komfort pracowników.

Fixtures designed for office work boast specific parameters. They help with concentration and positively impact our well-being. Appropriately chosen, they not only create a distinct harmony with other design elements but also prioritize the efficiency and comfort of employees.





Retail

Oprócz wysokiej jakości, nasze oprawy wyróżnia duża wszechstronność i elastyczność. Dzięki temu świetnie sprawdzą się w przestrzeniach ekspozycyjnych takich jak sklepy, salony czy butik. Doskonałe parametry techniczne wydobędą z oświetlanych przedmiotów to, co najlepsze, a minimalistyczne wzornictwo opraw dopełni całości aranżacji.

Aside from high quality, our fixtures stand out for their versatility and flexibility. This makes them ideal for exhibition spaces such as shops, showrooms, or boutiques. Excellent technical parameters will bring out the best in illuminated items, while the fixtures' minimalist design will complement the overall arrangement.

What about

W katalogu znajdziesz cały wachlarz wyspecjalizowanych rozwiązań zaprojektowanych z myślą o przestrzeniach prywatnych i komercyjnych. Wśród nich odświeżone modele z popularnych kolekcji oraz zupełnie nowe propozycje opraw o dekoracyjnym charakterze. Daj się zaskoczyć ich szeroką funkcjonalnością!

In the catalogue, you will discover a full range of specialized solutions designed for private and commercial spaces. Among them, refreshed models from popular collections and completely new propositions of decorative fixtures. Let yourself be surprised by their wide functionality!

PRODUKT



What is new



W nowej ofercie znajdziesz jeszcze więcej opraw dekoracyjnych o parametrach typowych dla oświetlenia architektonicznego. Nie zabraknie też nastrojowego oświetlenia, które doda wnętrzu wyjątkowego blasku oraz sprawdzonych rozwiązań w zaktualizowanej wersji.

In the new offer, you will find an expanded selection of decorative fixtures with specifications typical for architectural lighting. There will also be ambient lighting to add a unique glow to the interior and proven solutions in updated versions.

Triba



[p. 106](#)
[p. 204](#)
[p. 294](#)
[p. 344](#)

Hollow



[p. 060](#)
[p. 408](#)

Qrled



[p. 044](#)
[p. 200](#)
[p. 290](#)

Vyro



[p. 118](#)

Flared




[p. 184](#)

Okka



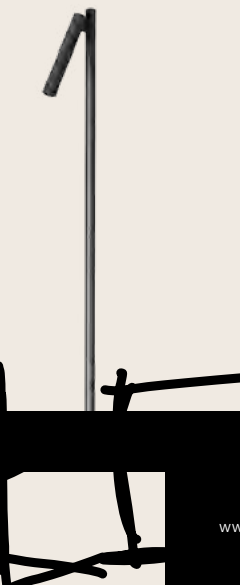
[p. 194](#)

Kliva



[p. 350](#)

Pet micro




[p. 396](#)

CONTO WEGO
SAME NOWOŚCI




Delivery needed ASAP?



No problem

Oprawy potrzebne na już? Żaden problem!
Sięgnij do naszej oferty Quick Shipment,
w której znajdziesz produkty dostępne
niemalże od ręki! Dzięki zoptymalizowanym
procesom, oprawy mogą być u Ciebie
w ciągu zaledwie 2-5 dni roboczych!

Fixtures needed right away? No problem!
Check out our Quick Shipment offer,
where you will find products available
almost immediately! Thanks to optimized
processes, fixtures can be with you in just
2-5 business days!



Let's play with colours!


Klasyczna biel czy czerni, a może intrygująca terakota lub taupe? Nasze oprawy zapraszają do zabawy z kolorami! Oprócz standardowej palety, na zamówienie jesteśmy w stanie wykonać je w dowolnym odcieniu z palety RAL lub NCS, a produkty składające się z kilku elementów możemy przygotować w miksach kolorystycznych.

Classic white & black, or perhaps intriguing terracotta or taupe? Our fixtures invite you to play with colours! In addition to the standard palette, upon request we are able to produce them in any shade from the RAL or NCS palette. Moreover, products that consists of multiple elements can be prepared in colour mixes.

STANDARDY



ZABAWA KOLORIEM



RECESSED**BIG SIZE**

[p. 072](#)

HOLLOW

[p. 060](#)

LENS LINE

[p. 092](#)

MIXLINE

[p. 090](#)

PET E27

[p. 054](#)

PUTT

[p. 048](#)

QRLED next

[p. 044](#)

RAFTER

[p. 086](#)

RAFTER mini points move

[p. 084](#)

RAFTER mix

[p. 086](#)

RAFTER points

[p. 082](#)

RAFTER points SQ trim

[p. 082](#)

RING rim

[p. 070](#)

SET RAW mini

[p. 094](#)

SET TRU

[p. 096](#)

SIRCA

[p. 068](#)

SQUARES

[p. 076](#)

SWING

[p. 066](#)

SURFACE**BIG SIZE**

[p. 146](#)

BLOS cast

[p. 142](#)

BLOS round

[p. 142](#)

LENS LINE

[p. 164](#)

MIXLINE

[p. 158](#)

MODERN BALL simple

[p. 126](#)

MODERN BALL

[p. 130](#)

PET E27

[p. 114](#)

PET GU10

[p. 114](#)

PET

[p. 114](#)

RAFTER

[p. 150](#)

RAFTER mix

[p. 152](#)

RAFTER points

[p. 150](#)

RING dot

[p. 136](#)

RING rim

[p. 138](#)

SET TRU

[p. 168](#)

SQUARES

[p. 120](#)

TRIBA

[p. 106](#)

VYRO round

[p. 118](#)

VYRO square

[p. 118](#)

SUSPENDED**AQfelt ovall ball**

[p. 230](#)

AQfelt ovall

[p. 230](#)

AQfelt stave

[p. 230](#)

AQfelt wave

[p. 230](#)

BIG SIZE

[p. 274](#)

BLOS round

[p. 244](#)

CONA

[p. 178](#)

equilibra BALANS

[p. 246](#)

FLARED

[p. 184](#)

FLYING BALL

[p. 216](#)

IKI

[p. 188](#)

LENS LINE

[p. 256](#)

MIXLINE

[p. 260](#)

MODERN BALL

[p. 220](#)

MODERN BALL simple

[p. 224](#)

MODERN GLASS mini

[p. 208](#)

MODERN GLASS


[p. 212](#)

OKKA

[p. 194](#)

OPTIMA

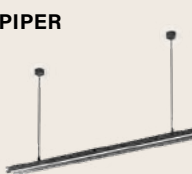
[p. 268](#)

PET E27

[p. 238](#)

PET

[p. 236](#)

PIPER

[p. 198](#)

QRLED next

[p. 200](#)

RAFTER

[p. 264](#)

RAFTER points

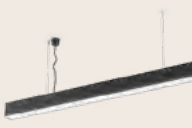
[p. 264](#)

RING dot

[p. 242](#)

SET RAW mini

[p. 252](#)

SET TRU


[p. 270](#)

SNOP

[p. 182](#)

THIN TUBE

[p. 250](#)

TRIBA

[p. 204](#)

ZEFYR

[p. 196](#)

Index

TRACK&SPOT
FLATTRACK

[p. 284](#)

HIGH MULTITRACK

[p. 284](#)

MICROTRACK

[p. 286](#)

MULTITRACK

[p. 284](#)

TRACK 3F & DALI

[p. 286](#)

BLOS round

[p. 330](#)

HYPER

[p. 314](#)

MODERN BALL

[p. 334](#)

PET mini

[p. 302](#)

PET

[p. 310](#)

QRLED next

[p. 290](#)

RAFTER mini

[p. 320](#)

RAFTER

[p. 324](#)

RAFTER mini move

[p. 320](#)

RAFTER mini points

[p. 320](#)

RAFTER mini points move

[p. 320](#)

RAFTER points

[p. 324](#)

SET TRU

[p. 328](#)

SET TRU mini

[p. 328](#)

TRIBA

[p. 294](#)

TUBE

[p. 296](#)

WALL
CAMBER

[p. 362](#)

GRAPH

[p. 360](#)

IKI

[p. 352](#)

KLIVA

[p. 350](#)

MAXI POINT

[p. 364](#)

MODERN GLASS

[p. 354](#)

PET micro

[p. 370](#)

PET

[p. 358](#)

POCKET

[p. 372](#)

RAFTER

[p. 380](#)

SET RAW mini move

[p. 376](#)

SET TRU

[p. 382](#)

SMART PANEL

[p. 346](#)

THIN TUBE

[p. 378](#)

TRIBA

[p. 344](#)

FLOOR, TABLE, PORTABLE
MODERN BALL

[p. 394](#)

MROOM

[p. 392](#)

PET micro

[p. 396](#)

THIN TUBE

[p. 398](#)

HERMETIC
BLOS round

[p. 414](#)

HOLLOW

[p. 408](#)

MODERN BALL

[p. 412](#)

MODERN GLASS

[p. 416](#)

PUTT

[p. 410](#)

SET RAW mini

[p. 424](#)

SET TRU

[p. 426](#)

THIN TUBE

[p. 420](#)

EXTERIOR
DART spot

[p. 448](#)

DART upright

[p. 448](#)

LEDPOINT round

[p. 436](#)

LEDPOINT square

[p. 436](#)

MAXI POINT

[p. 440](#)

ONLY

[p. 432](#)

PET

[p. 434](#)

SLUP

[p. 444](#)

VIP round

[p. 438](#)

VIP square

[p. 438](#)

SYSTEMS
ALULINE

[p. 478](#)

LEDLINE soft

[p. 480](#)

MIXLINE

[p. 488](#)

PET rift

[p. 474](#)

PIPER

[p. 468](#)

RAFTER mix

[p. 500](#)

SPIDER

[p. 462](#)

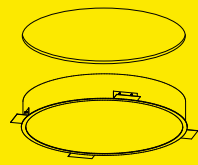
TRU

[p. 492](#)

Recessed

WPU SZCZANIE
Recessed

BIG SIZE next round



p. 072

HOLLOW



p. 060

new

HOLLOW GU10



p. 062

new

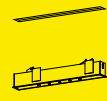
HOLLOW move



p. 062

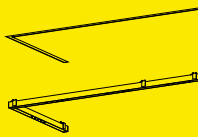
new

LENS LINE



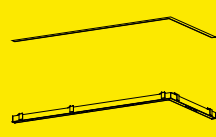
p. 092

LENS LINE 180x89 LC



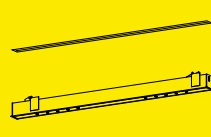
p. 092

LENS LINE 180x89 RC



p. 092

LENS LINE section



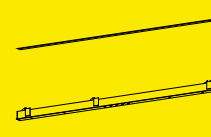
p. 092

MIXLINE



p. 090

MIXLINE INV



p. 090

PET E27



p. 054

new

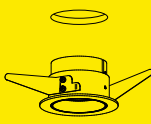
PUTT GU10



p. 052

new

PUTT



p. 048

PUTT move



p. 052

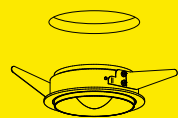
new

PUTT trimless



p. 050

QRLED next trim



p. 044

new

QRLED next trimless



p. 044

new

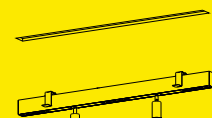
RAFTER mini points move



p. 084

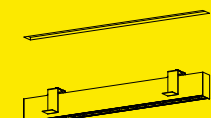
new

RAFTER mix



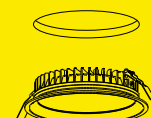
p. 086

RAFTER points



p. 082

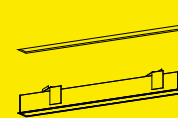
RING rim



p. 070

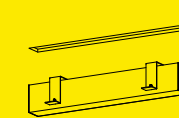
new

SET RAW mini



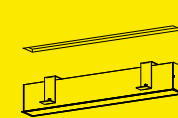
p. 094

SET TRU



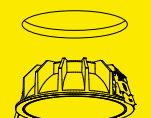
p. 096

SET TRU trim



p. 096

SIRCA



p. 068

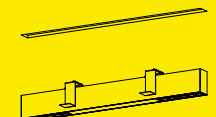
RAFTER points SQ trim



p. 082

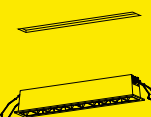
new

RAFTER points section



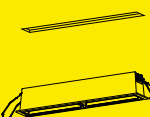
p. 082

RAFTER points trim



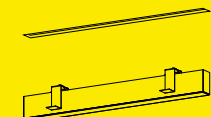
p. 082

RAFTER wall washer



p. 084

RAFTER



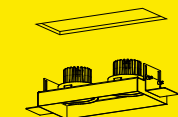
p. 086

SQUARES next 50



p. 076

SQUARES next 50 trimless



p. 076

SWING next GU10



p. 066

new

SWING next



p. 066

Index





NEW PRODUCT

Qrled

Power and efficiency
encapsulated in design form

QRLED is a collection that combines energy efficiency, comfort and stunning aesthetics. With enhanced technical parameters, it provides even greater efficiency and glare control. Its modern design and wide variety of models and finishes make QRLED perfect for both private and public spaces.

QRLED next trim recessed | SNOP 40 QRLED suspended | SNOP 40 E27 suspended





THIN TUBE LED upright | FLARED cast G LED suspended | QRLED next trim recessed



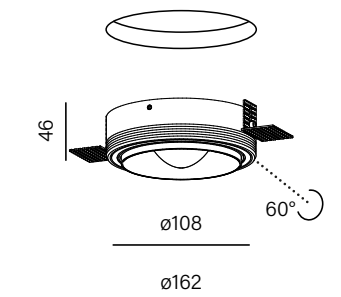
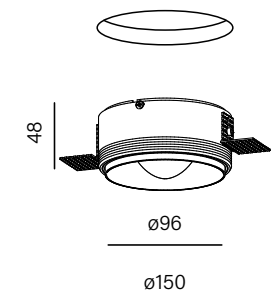
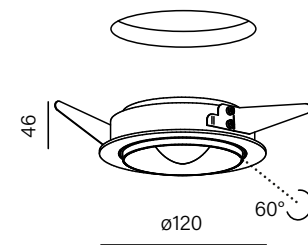
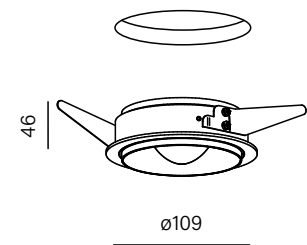
NEW PRODUCT

Qrled next

RECESSED
suspended ø 200
spot ø 290
Track ø 290

QRLED next trim - | move

QRLED next trimless - | move



new

new

new

new

CAT. N°	CAT. N°	CAT. N°	CAT. N°
38061-M930-W3-00-12	38063-M930-W3-00-12	38062-M930-W3-00-12	38064-M930-W3-00-12
POWER:		6W (L) 8.5W (M)	
FLUX:		790lm - 1090lm	
OPTICS:		52° (W_)	
CCT:		2700K (27) 3000K (30) 4000K (40)	
CC DRIVER:		H	
CONTROL:		ON/OFF (00) Phase-Control (PH) DALI (DA) require driver (CC)*	



LUMINAIRE FINISHES

- WHITE -13 ○
- BLACK -12 ●
- GREY -84 ●
- TERRACOTTA -83 ●
- TAUPE -82 ●
- GOLD -19 ●
- MIX -06 ●



*Protection class, input voltage and IP rating for CC luminaires vary from above table.

Data for standard LED product is shown for LED light source 3000K. Other variants are available on our website.

Effective, stylish and discreet

NOWY POZIOM



Putt

The PUTT family includes various sizes, power versions and lighting beam angles. Additionally, there are two installation versions: with and without a frame. A wide shielding angle ensures low glare and high visual comfort. Additional accessories are available for PUTT luminaires: honeycomb (additional protection against glare).

The move version allows you to tilt the reflector and use it as accent lighting. Hermetic models with increased ingress protection rate are perfect for bathrooms.

The PUTT family is complemented by a fixture for a traditional light source with a GU10 base.


SPOTNOSC!



Putt

RECESSED
hermetica, a. 410

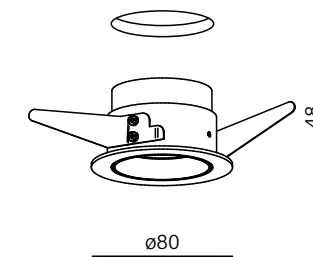
PUTT LED mini | midi | maxi



CAT. N°

38013-M930-WW-00-12

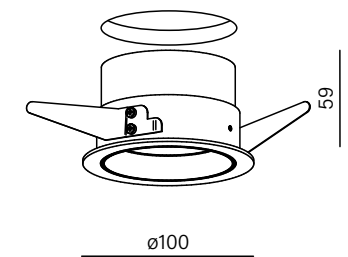
POWER:	4.5W (M)
FLUX:	540lm
OPTICS:	20° (S_) 41° (W_)
CCT:	2700K (27) 3000K (30) 4000K (40)
CC DRIVER:	E
CONTROL:	ON/OFF (00) require driver (CC)*



CAT. N°

38015-M930-FW-00-12

POWER:	8.5W (M)
FLUX:	1140lm
OPTICS:	18° (S_) 35° (F_) 50° (W_)
CCT:	2700K (27) 3000K (30) 4000K (40)
CC DRIVER:	J
CONTROL:	ON/OFF (00) Phase-Control (PH) DALI (DA) require driver (CC)*



CAT. N°

38017-M930-FW-00-12

POWER:	11.5W (L) 17W (M)
FLUX:	1610lm - 2260lm
OPTICS:	19° (S_) 32° (F_) 53° (W_)
CCT:	2700K (27) 3000K (30) 4000K (40)
CC DRIVER:	N
CONTROL:	ON/OFF (00) Phase-Control (PH) DALI (DA) require driver (CC)*



ACCESSORY

honeycomb



RING FINISHES

- WHITE -_W- ○
- BLACK -_B- ●
- GREY -_A- ●
- TERRACOTTA -_R- ●
- TAUPE -_T- ●
- GOLD -_G- ●

LUMINAIRE FINISHES

- WHITE -13 ○
- BLACK -12 ●
- GREY -84 ●
- TERRACOTTA -83 ●
- TAUPE -82 ●
- GOLD -19 ●

*Protection class, input voltage and IP rating for CC luminaires vary from above table.

Data for standard LED product is shown for LED light source 3000K. Other variants are available on our website.



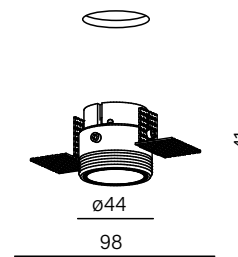
PUTT mid LED trimless recessed | MODERN BALL LED table



Putt trimless

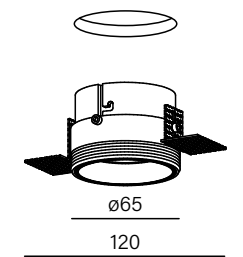
RECESSED
harmatic p. 410

PUTT LED trimless mini | midi | maxi



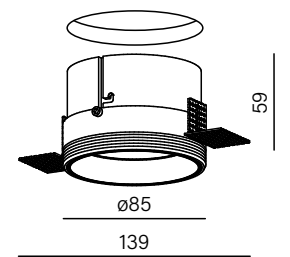
CAT. N°

38014-M930-WW-00-12



CAT. N°

38016-M930-FW-00-12



CAT. N°

38018-M930-FW-00-12

	38014-M930-WW-00-12	38016-M930-FW-00-12	38018-M930-FW-00-12
POWER:	4.5W (M)	8.5W (M)	11.5W (L) 17W (M)
FLUX:	540lm	1140lm	1610lm - 2260lm
OPTICS:	20° (S_) 41° (W_)	18° (S_) 35° (F_) 50° (W_)	19° (S_) 32° (F_) 53° (W_)
CCT:	2700K (27) 3000K (30) 4000K (40)		
CC DRIVER:	E	J	N
CONTROL:	ON/OFF (00) require driver (CC)*		



ACCESSORY


honeycomb



- | RING FINISHES | LUMINAIRE FINISHES |
|-------------------|--------------------|
| WHITE -_W- ○ | WHITE -13 ○ |
| BLACK -_B- ● | BLACK -12 ● |
| GREY -_A- ● | GREY -84 ● |
| TERRACOTTA -_R- ● | TERRACOTTA -83 ● |
| TAUPE -_T- ● | TAUPE -82 ● |
| GOLD -_G- ● | GOLD -19 ● |

*Protection class, input voltage and IP rating for CC luminaires vary from above table.

Data for standard LED product is shown for LED light source 3000K. Other variants are available on our website.



PUTT maxi move LED recessed | HYPER maxi zoom LED track



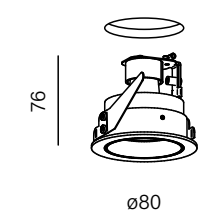
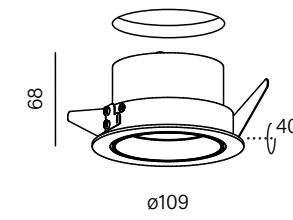
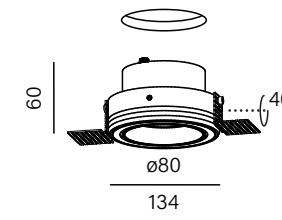
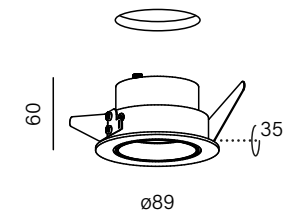
NEW PRODUCT

Putt move & GU10

RECESSED
hermetic, Ø 410

PUTT move LED midi | midi trimless | maxi

PUTT midi GU10



new

new

new

new

CAT. N°	CAT. N°	CAT. N°	CAT. N°
38042-M930-FW-00-12	38043-M930-FW-00-12	38044-M930-FW-00-12	38048-0000-U8-PH-12
POWER: 8.5W (M)		11.5W (L) 17W (M)	POWER: max: 50W
FLUX: 1140lm		1610lm - 2260lm	CONTROL: Phase-Control (PH)
OPTICS: 18° (S_) 35° (F_) 50° (W_)		19° (S_) 32° (F_) 53° (W_)	
CCT: 2700K (27) 3000K (30) 4000K (40)			light source not included
CC DRIVER: J		N	
CONTROL: ON/OFF (00) Phase-Control (PH) DALI (DA) require driver (CC)*			

*not for midi trimless

ACCESSORY

honeycomb



RING FINISHES
not applicable for PUTT midi GU10

- | | |
|-------------------|------------------|
| WHITE -_W- ○ | WHITE -13 ○ |
| BLACK -_B- ● | BLACK -12 ● |
| GREY -_A- ● | GREY -84 ● |
| TERRACOTTA -_R- ● | TERRACOTTA -83 ● |
| TAUPE -_T- ● | TAUPE -82 ● |
| GOLD -_G- ● | GOLD -19 ● |

*Protection class, input voltage and IP rating for CC luminaires vary from above table.

Data for standard LED product is shown for LED light source 3000K. Other variants are available on our website.



PET E27 recessed | PET E27 suspended | IKI round E27 suspended | PET LED track

A simple way to create a decorative effect in the interior

PET E27 in the recessed version is a discreet fixture that allows you to create space on the ceiling for decorative light sources with an E27 thread. This is a simple way to create a unique effect in your interior.


NEW PRODUCT



Pet E27

RECESSED
surface, 114
suspended, p. 238

PET E27



new

CAT. N°

38050-0000-U8-PH-13

POWER: max: 50W

CONTROL: Phase-Control (PH)



light source not included





LUMINAIRE FINISHES

- WHITE -13 ○
- BLACK -12 ●
- GREY -84 ●
- TERRACOTTA -83 ●
- TAUPE -82 ●
- GOLD -19 ●

Lots of possibilities in
a small, simple form

WIDANE



Hollow

This is the new edition of the HOLLOW luminaire family! The changed design and optics provide even greater visual comfort. Tilting versions will highlight important places in the room, and models with a lens require only 6cm of space for installation. Hermetic variants are perfect for bathrooms, and the GU10 model fits well in places where traditional light sources are needed.

OŚWIETLENIE

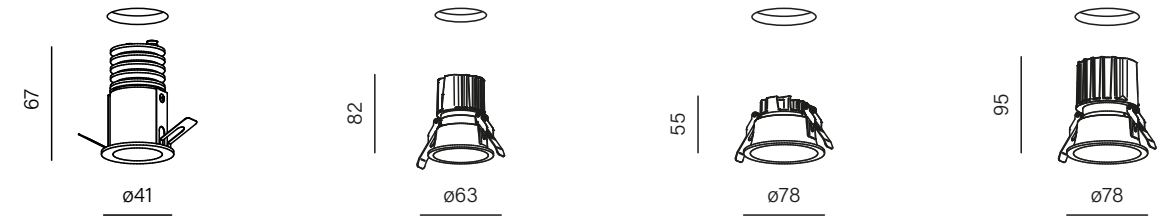




Hollow

RECESSED
hermetic, 408

HOLLOW LED micro | 6 | 8 lens | 8



new

new

new

	CAT. N°	CAT. N°	CAT. N°	CAT. N°
	37986-M930-FW-00-13	38058-M930-WW-00-13	38055-M930-FW-00-13	38051-M930-WW-00-13
POWER:	2.5W (M)	6W (M)	6W (M)	8.5W (M)
FLUX:	220lm	790lm	790lm	1090lm
OPTICS:	30° (F_)	49° (W_)	34° (F_)	41° (W_)
CCT:	2700K (27) 3000K (30) 4000K (40)			
CC DRIVER:	A	G		H
CONTROL:	ON/OFF (00) require driver (CC)*		ON/OFF (00) Phase-Control (PH) DALI (DA) require driver (CC)*	



*Protection class, input voltage and IP rating for CC luminaires vary from above table.

LUMINAIRE FINISHES

- WHITE -13 ○
- BLACK -12 ●

Data for standard LED product is shown for LED light source 3000K. Other variants are available on our website.



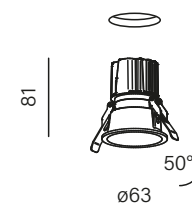
NEW PRODUCT

Hollow move & GU10

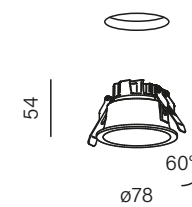
RECESSED
hermetic, ø 408

HOLLOW move LED 6 | 8 lens | 8

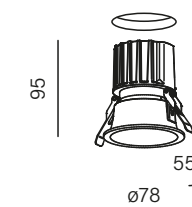
HOLLOW GU10



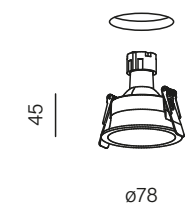
new



new



new



new

CAT. N°	CAT. N°	CAT. N°	CAT. N°
38060-M930-WW-00-12	38057-M930-FW-00-12	38053-M930-WW-00-12	38054-0000-U8-PH-12
POWER: 6W (M)	6W (M)	8.5W (M)	POWER: max: 50W
FLUX: 790lm	790lm	1090lm	CONTROL: Phase-Control (PH)
OPTICS: 49° (W_)	34° (F_)	41° (W_)	
CCT:	2700K (27) 3000K (30) 4000K (40)		light source not included
CC DRIVER:	G	H	
CONTROL:	ON/OFF (00) Phase-Control (PH) DALI (DA) require driver (CC)*		



LUMINAIRE FINISHES

- WHITE -13 ○
- BLACK -12 ●

*Protection class, input voltage and IP rating for CC luminaires vary from above table.

Data for standard LED product is shown for LED light source 3000K. Other variants are available on our website.




A great way to illuminate a space without glare

High visual comfort is the biggest advantage of this model. The light source hidden deep in the fixture allows you to significantly reduce glare, even in the GU10 version. Excellent light parameters, high luminous flux and the ability to tilt and rotate the reflector are other advantages of the SWING next luminaire. We also offer a version with a trim and an easy-to-install trimless model.

Swing

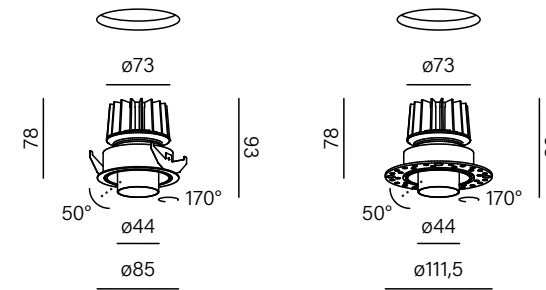




Swing next

RECESSED

SWING next LED - | trimless



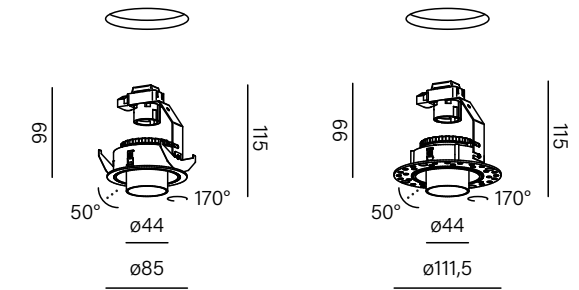
CAT. N°	CAT. N°
38035-M930-FW-00-12	38036-M930-FW-00-12
POWER:	12.5W (M)
FLUX:	1550lm
OPTICS:	33° (F_) 54° (W_)
CCT:	2700K (27) 3000K (30) 4000K (40)
CC DRIVER:	K
CONTROL:	ON/OFF (00) Phase-Control (PH) DALI (DA) require driver (CC)*

ACCESSORY
81244 - Trimless hole saw 75x115x3



*Protection class, input voltage and IP rating for CC luminaires vary from above table.

SWING next GU10 - | trimless



CAT. N°	CAT. N°
38070-0000-U8-PH-12	38069-0000-U8-PH-12
POWER:	max: 50W
CONTROL:	Phase-Control (PH)

light source not included

- LUMINAIRE FINISHES**
- WHITE -13 ○
 - BLACK -12 ●
 - GREY -84 ●
 - TERRACOTTA -83 ●
 - TAUPE -82 ●
 - GOLD -19 ●

Efficient lighting for public interiors

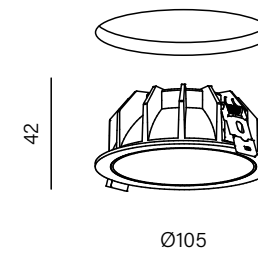
SIRCA are economical and easy-to-install directional luminaires for general lighting. High luminous flux values and beam angles above 50° enable illumination of a large area from one point. High-quality optics ensure visual comfort and protect the eyes against glare.



Sirca

RECESSED

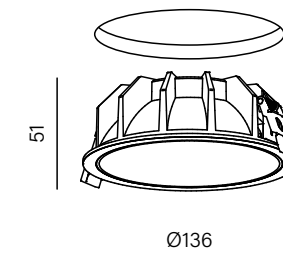
SIRCA LED 10 | 14 | 16



Ø105

CAT. N°

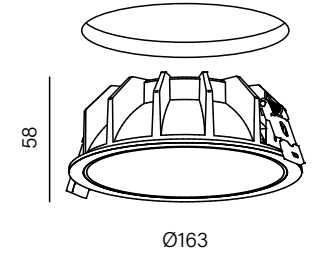
37988-M930-WW-00-12



Ø136

CAT. N°

37989-M930-WW-00-12



Ø163

CAT. N°

38034-M930-WW-00-12

POWER:	8.5W (M)	12.5W (M)	18.5W (M)
FLUX:	1140lm	1550lm	2120lm
OPTICS:	59° (W_)	53° (W_)	62° (W_)
CCT:	3000K (30) 4000K (40)		
CC DRIVER:	J	K	L
CONTROL:	ON/OFF (00) Phase-Control (PH) DALI (DA) require driver (CC)*		



OPTICS FINISHES LUMINAIRE FINISHES

WHITE -_W- ○
BLACK -_B- ●

WHITE -13 ○
BLACK -12 ●

*Protection class, input voltage and IP rating for CC luminaires vary from above table.

Data for standard LED product is shown for LED light source 3000K. Other variants are available on our website.

MIDI RING rim LED recessed | THIN TUBE central LED suspended
MIDI RING rim LED surface

A combination of simple form and high-quality light

The RING family of luminaires will provides uniform general lighting for all kinds of interiors . Various sizes and powers will allow you to easily fit the model to any room. The exceptionally flat design does not require much space in the suspended ceiling.

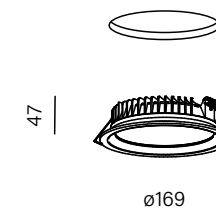


NEW PRODUCT

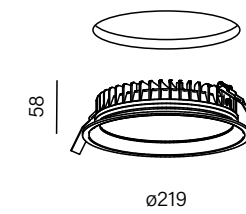
Ring rim

RECESSED
surface n. 138

RING rim LED mini | midi



new



new

	CAT. N°	CAT. N°
	38031-M930-D9-00-12	38030-M930-D9-00-12
POWER:	12.5W (M)	17W (M)
FLUX:	1380lm	2200lm
CCT:	3000K (30) 4000K (40)	
CC DRIVER:	R	S
CONTROL:	ON/OFF (00) switchDIM (SW) DALI (DA) require driver (CC)*	



*Protection class, input voltage and IP rating for CC luminaires vary from above table.

LUMINAIRE FINISHES

- WHITE -13 ○
- BLACK -12 ●
- GREY -84 ●
- TERRACOTTA -83 ●
- TAUPE -82 ●
- GOLD -19 ●


Data for standard LED product is shown for LED light source 3000K. Other variants are available on our website.



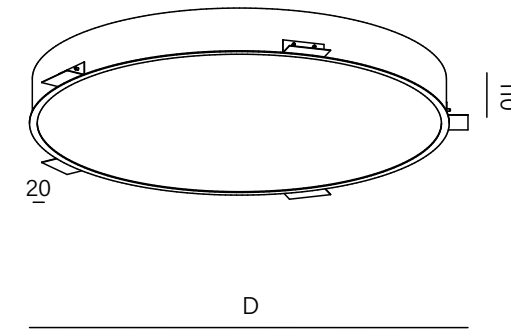
Excellent general lighting,
perfectly matched
to the interior

BIG SIZE is a luminaire that will work perfectly as general lighting in any interior. It comes in three sizes and different control methods. Even the ON/OFF version allows you to set the amount of light it emits and adapt it to any interior and user needs. BIG SIZE in the PRO version with a microprismatic diffuser is a particularly good solution for as well as private interiors.

There is also a model available with the ability to adjust the light colour temperature in the range from 2700K to 6500K.



BIG SIZE next LED
opal | PRO




DIAMETER	CAT. N°
515mm	37950-A930-D9-00-12
675mm	30152-A930-D9-00-12
975mm	30153-A930-D9-00-12
1235mm	30154-A930-D9-00-12
POWER:	12.5W - 130W (A)
FLUX:	1750lm - 19620lm
OPTICS:	opal (D9) microprism (D5)
CCT:	3000K (30) 4000K (40)
CONTROL:	ON/OFF (00) DALI (DA) Aqsmart (DB) switchDIM (SW)



*only for microprism (D5)
the opal version (D9) has a Tunable-White option available

COVERS COMPARISON

regular (opal) PRO (microprism)



LUMINAIRE FINISHES

WHITE -13 ○
BLACK -12 ●

Big Size next round

RECESSED
surface p. 146
suspended p. 274




Squares

**Efficient lighting
in a simple form**

SQUARES next is a minimalistic luminaire that will discreetly provide general lighting or highlight selected interior elements. Single, double, framed and frameless versions, as well as two beam angles to choose from will allow you to match the fixture to any interior.

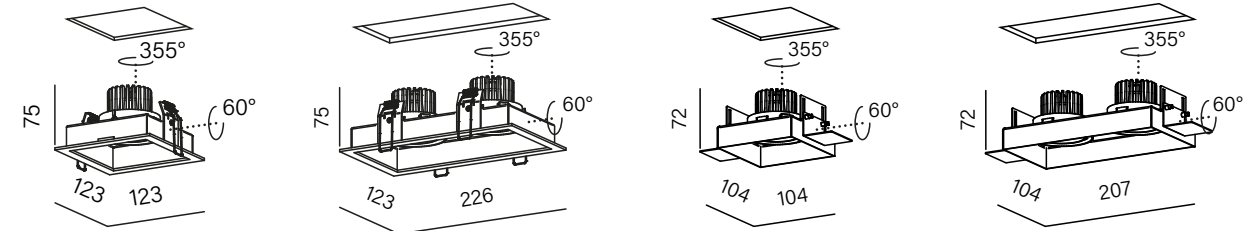




Squares next 50

RECESSED
surface a. 120

SQUARES next 50 LED
x1 | x2 | x1 trimless | x2 trimless




	CAT. N°	CAT. N°	CAT. N°	CAT. N°
	37979-M930-FB-00-12	37980-M930-FB-00-12	37990-M930-FB-00-12	37991-M930-FB-00-12
POWER:	6W (M)	11.5W (M)	6W (M)	11.5W (M)
FLUX:	790lm	1580lm	790lm	1580lm
OPTICS:	36° (F_) 59° (W_)			
CCT:	2700K (27) 3000K (30)			
CC DRIVER:	G			
CONTROL:	ON/OFF (00) Phase-Control (PH) DALI (DA) require driver (CC)*			



OPTICS+LUMINAIRE FINISHES

black-white - _W-_-12 white-black - _B-_-13



In the standard version, the whole luminaire is in one colour. On request, you can choose black-white or white-black mix.



- OPTICS FINISHES**
- WHITE -_W- ○
 - BLACK -_B- ●
- LUMINAIRE FINISHES**
- WHITE -13 ○
 - BLACK -12 ●

*Protection class, input voltage and IP rating for CC luminaires vary from above table.


Data for standard LED product is shown for LED light source 3000K. Other variants are available on our website.



A discreet way to achieve
effective lighting

NOWOCZESNY WYGLĄD

Rafter

RAFTER family offer many interior lighting possibilities. Precise optics and deeply embedded diodes of RAFTER points models ensure effective lighting and low glare. Opal covers, various lengths and power versions of RAFTER luminaires offer good general lighting. RAFTER wall washer fixtures are used to illuminate walls evenly from ceiling to floor. On the other hand, RAFTER mix combines various lighting methods – point modules and reflectors or an opal cover.

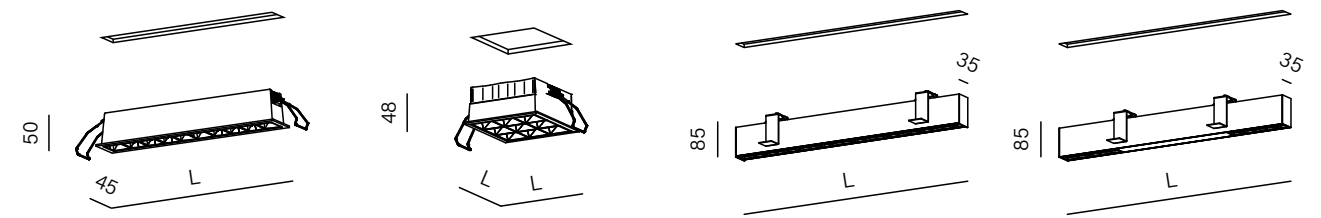




Rafter points

RECESSED
 surface p. 150
 suspended p. 264
 spot p. 324
 track p. 324
 wall p. 380
 system p. 500

RAFTER points LED trim | SQ trim | - | section



new

CC	LENGTH	CAT. N°	CC	LENGTH	CAT. N°	LENGTH	CAT. N°	LENGTH	CAT. N°
B	45mm	37970-M930-WB-00-12	Y	75x75mm	38065-M930-FB-00-12	270mm	30270-L930-WB-00-12	540mm	30265-M930-WB-00-12
C	75mm	37972-M930-WB-00-12	Z	105x105mm	38066-M930-FB-00-12	540mm	30271-M930-WB-00-12	940mm	30266-M930-WB-00-12
T	147mm	37973-M930-WB-00-12						1330mm	30267-M930-WB-00-12
U	280mm	37974-M930-WB-00-12						1730mm	30268-M930-WB-00-12
V	412mm	37975-M930-WB-00-12						2130mm	30269-M930-WB-00-12
POWER:	1W - 11W (L) 2.5W - 22W (M)		2W - 5.5W (L) 3.5W - 12W (M)		7.5W - 14.5W (L) 29.5W (M)		7.5W - 22W (L) 14.5W - 44W (M)		
FLUX:	120lm - 2360lm		310lm - 1310lm		880lm - 3150lm		880lm - 4730lm		
OPTICS:	37° (F_) 50° (W_)		32° (F_)		37° (F_) 50° (W_)				
CCT:	2700K (27) 3000K (30) 4000K (40)								
CONTROL:	ON/OFF (00) Phase-Control (PH) DALI (DA)* require diver (CC)*					ON/OFF (00) DALI (DA) AQsmart (DB) switchDIM (SW)			

*for trim from length 147mm
 Information about dimensions of optics placement within the luminaire are on [page 514](#).



- OPTICS FINISHES** **LUMINAIRE FINISHES**
- WHITE -_W- ○
 - BLACK -_B- ●
 - WHITE -13 ○
 - BLACK -12 ●

*Protection class, input voltage and IP rating for CC luminaires vary from above table.

Data for standard LED product is shown for LED light source 3000K. Other variants are available on our website.



RAFTER wall washer LED trim recessed

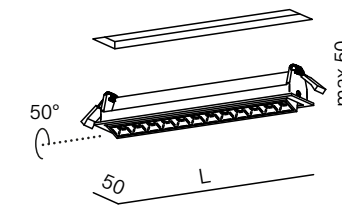
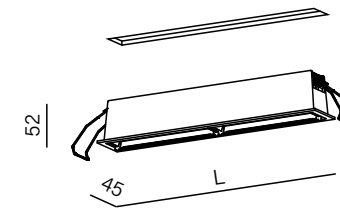
Rafter wall washer & mini points



RAFTER wall washer LED

RAFTER mini points move LED

RECESSED
surface d. 150
suspended d. 264
spot d. 320
track d. 320
wall d. 380
system d. 500



new

CC	LENGTH	CAT. N°	CC	LENGTH	CAT. N°
O	147mm	37976-L930-R1-00-12	AA	142mm	38065-M930-FB-00-12
P	279mm	37977-L930-R1-00-12	AB	255mm	38066-M930-FB-00-12
Q	412mm	37978-L930-R1-00-12			
POWER:		5W - 15W (L)	POWER:		8.5W - 17W (M)
FLUX:		580lm - 1750lm	FLUX:		770lm - 1550lm
OPTICS:		wall washer (R1)	OPTICS:		37° (F_)
CCT:		2700K (27) 3000K (30) 4000K (40)			
CONTROL:		Phase-Control (PH) DALI (DA) require diver (CC)*		ON/OFF (00) DALI (DA) require diver (CC)*	



*Protection class, input voltage and IP rating for CC luminaires vary from above table.

OPTICS FINISHES
only for RAFTER mini points

WHITE -_W- ○
BLACK -_B- ●

LUMINAIRE FINISHES

WHITE -13 ○
BLACK -12 ●

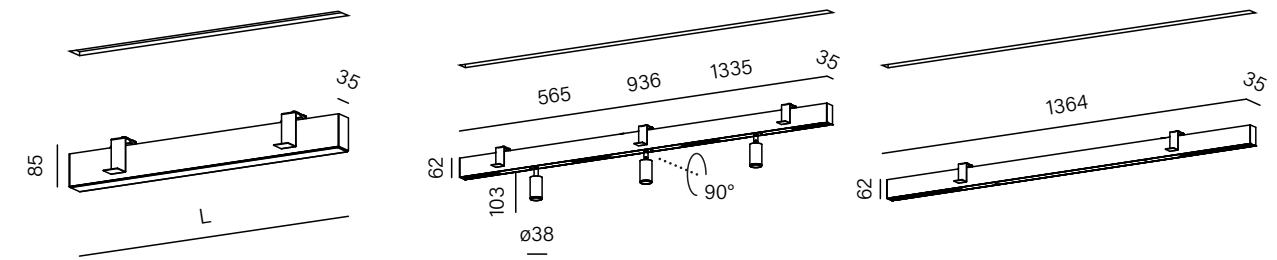
Data for standard LED product is shown for LED light source 3000K. Other variants are available on our website.



Rafter

RECESSED
surface p. 150
suspended p. 264
spot p. 320
track p. 320
wall p. 380
system p. 500

RAFTER LED - | mix | mix



LENGTH	CAT. N°	LENGTH	CAT. N°	LENGTH	CAT. N°
570mm	30275-M930-D9-00-11	565mm	37953-M930-WB-00-12	1364mm	37956-M930-WB-00-12
860mm	30276-M930-D9-00-11	936mm	37954-M930-WB-00-12		
1140mm	30277-M930-D9-00-11	1335mm	37955-M930-WB-00-12		
1420mm	30278-M930-D9-00-11				
1700mm	30279-M930-D9-00-11				
1980mm	30280-M930-D9-00-11				
POWER:	8.5W - 30W (L) 17W - 60W (M) 25W - 87W (H)		12W - 27.5W (M)		28.5W (M)
FLUX:	1160lm - 10860lm		1530lm - 3400lm		2940lm
OPTICS:	opal diffuser (D9)		37° (F_) 50° (W_)		
CCT:	2700K (27) 3000K (30) 4000K (40)				
CONTROL:	ON/OFF (00) DALI (DA)* Aqsmart (DB)* switchDIM (SW)*				

*for mix from length 936mm
The optics angle applies to points modules

OPTICS DETAIL

opal diffuser PET modules points modules



OPTICS FINISHES
for points modules

WHITE -_W- ○
BLACK -_B- ●


LUMINAIRE FINISHES

ALUMINIUM -11 ○*
WHITE -13 ○
BLACK -12 ●


*only for RAFTER opal diffuser

Two ways for a well-lit interior in one simple form

The MIXLINE fixture combines two lighting methods. The milky cover guarantees diffused general lighting. However, sets of small lenses offer more precise light with two beam angles to choose from. They also provide an interesting visual effect, sharpening the boundary between light and shadow.



Mixline

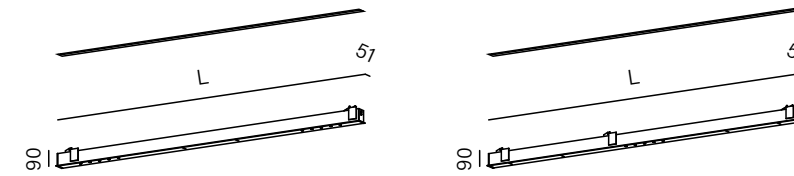




Mixline

RECESSED
 surface p. 158
 suspended p. 260
 system p. 488

MIXLINE LED - | INV



LENGTH	CAT. N°	LENGTH	CAT. N°
1600mm	30225-M930-W3-00-12	1670mm	30228-M930-W3-00-12
1880mm	30226-M930-W3-00-12	1920mm	30229-M930-W3-00-12
2160mm	30227-M930-W3-00-12		
POWER:	16W - 33W (M)	POWER:	21W - 24.5W (M)
FLUX:	2060lm - 4390lm	FLUX:	2770lm - 3220lm
OPTICS:	26° (F_) 54° (W_)		
CCT:	2700K (27) 3000K (30) 4000K (40)		
CONTROL:	ON/OFF (00) DALI (DA) Aqsmart (DB) switchDIM (SW)		

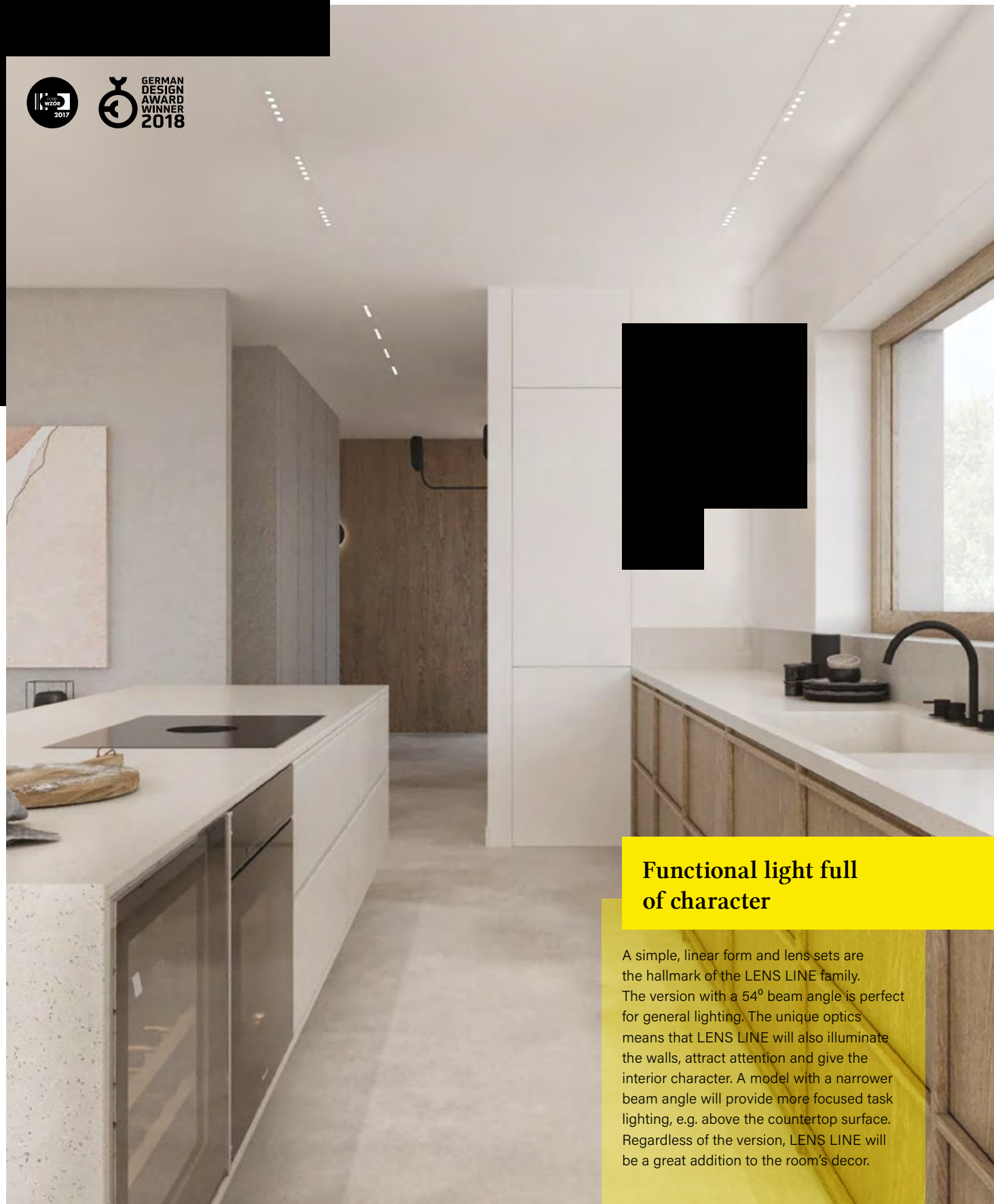


Information about dimensions of optics placement within the luminaire are on [page 514](#).



LUMINAIRE FINISHES

- WHITE -13 ○
- BLACK -12 ●



Functional light full of character

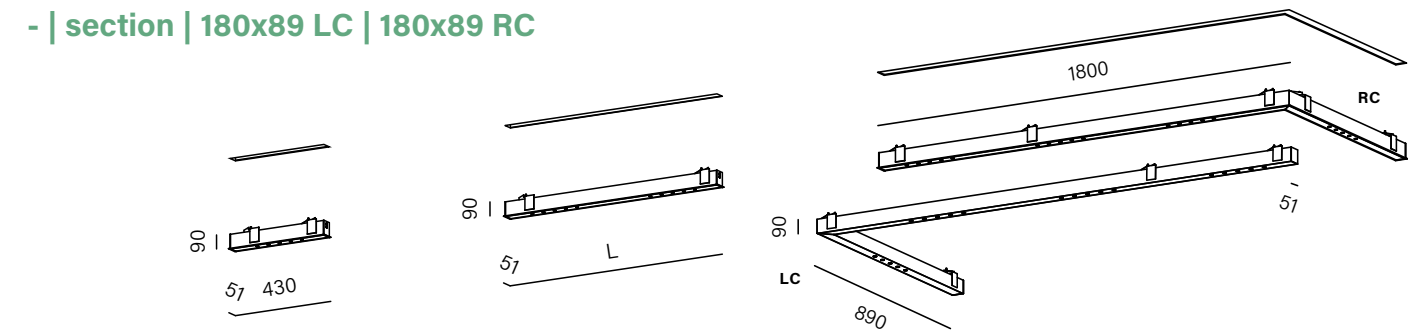
A simple, linear form and lens sets are the hallmark of the LENS LINE family. The version with a 54° beam angle is perfect for general lighting. The unique optics means that LENS LINE will also illuminate the walls, attract attention and give the interior character. A model with a narrower beam angle will provide more focused task lighting, e.g. above the countertop surface. Regardless of the version, LENS LINE will be a great addition to the room's decor.

Lens Line

RECESSED
surface: p. 164
suspended: p. 256

LENS LINE LED

- | section | 180x89 LC | 180x89 RC



CAT. N°	LENGTH	CAT. N°	CAT. N°	CAT. N°
30173-L930-W3-00-12	960mm	30175-L930-W3-00-12	LC	38037-L930-W3-00-12
	1490mm	30177-L930-W3-00-12		RC
	2020mm	30179-L930-W3-00-12		30230-L930-W3-00-12
POWER:	3,5W (L) 7,5W (M)	7W - 14,5W (L) 14,5W - 29,5W (M)		14,5W (L) 29,5W (M)
FLUX:	450lm - 840lm	900lm - 3370lm		1800lm - 3370lm
OPTICS:	26° (F_) 54° (W_)			
CCT:	2700K (27) 3000K (30) 4000K (40)			
CONTROL:	ON/OFF (00)	ON/OFF (00) DALI (DA) Aqsmart (DB) switchDIM (SW)		

Information about dimensions of optics placement within the luminaire are on [page 514](#).



LUMINAIRE FINISHES

- WHITE -13 ○
- BLACK -12 ●



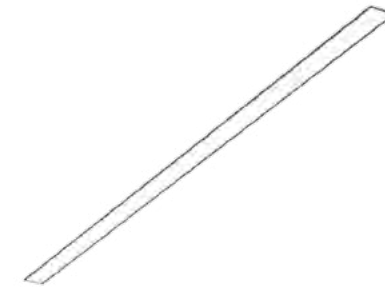
CONA E27 suspended | SET RAW mini LED recessed | KLIVA E27 surface

A way to create soft linear lighting

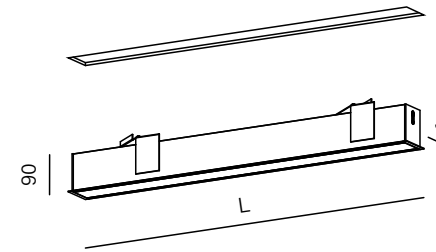
SET RAW mini is a luminaire for illuminating large spaces, entrance and communication areas at home, in the office or even in a hotel. Diffuse light is the perfect layer of general lighting. Many lengths to choose from and two power versions will allow you to choose a fixture for any project.

Set Raw mini

RECESSED
suspended p. 252
wall p. 376
hermetic p. 424



SET RAW mini LED



LENGTH	CAT. N°
581mm	30383-M930-D9-00-12
871mm	30385-M930-D9-00-12
1151mm	30387-M930-D9-00-12
1431mm	30389-M930-D9-00-12
1711mm	30391-M930-D9-00-12
1991mm	30393-M930-D9-00-12
POWER:	8.5 - 30W (L) 17W - 60W (M)
FLUX:	1160lm - 8140lm
CCT:	2700K (27) 3000K (30) 4000K (40)
CONTROL:	ON/OFF (00) DALI (DA) AQsmart (DB) switchDIM (SW)




LUMINAIRE FINISHES

WHITE -13 ○
BLACK -12 ●

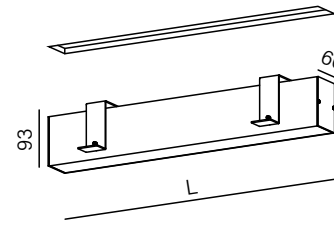


The highest quality of light without compromise

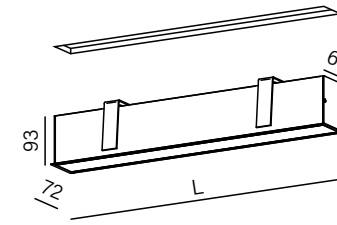
TRU is a proposition for interiors where the highest quality of light and visual comfort are important. It will serve perfectly as a general lighting layer in offices and other large spaces. The PRO version with a microprismatic cover will ensure visual comfort and high light efficiency. From a length of 114cm, the Tunable-White variant is available, allowing to adjust the colour temperature in the range from 2700K to 6500K.



SET TRU LED opal | PRO



SET TRU LED trim opal | PRO



LENGTH	CAT. N°	LENGTH	CAT. N°
290mm	37840-M930-D9-00-13	582mm	38019-M930-D9-00-12
570mm	37842-M930-D9-00-13	872mm	38020-M930-D9-00-12
860mm	37846-M930-D9-00-13	1152mm	38021-M930-D9-00-12
1140mm	37848-M930-D9-00-13	1432mm	38022-M930-D9-00-12
1420mm	37850-M930-D9-00-13	1712mm	38023-M930-D9-00-12
1700mm	37852-M930-D9-00-13		
1980mm	37854-M930-D9-00-13		


POWER:	4.5 – 30W (L) 8.5W – 60W (M)	8.5 – 26W (L) 17W – 51.5W (M)
FLUX:	580lm – 8140lm	1160lm – 6980lm
OPTICS:	opal (D9) microprism (D5)	
CCT:	2700K (27) 3000K (30) 4000K (40)	
CONTROL:	ON/OFF (00) DALI (DA)* Aqsmart (DB)* switchDIM (SW)†	



†from length 570mm | *for microprism (D5)
the opal version (D9) has a Tunable-White option available from length 1140mm

COVERS COMPARISON

regular (opal) PRO (microprism)



Tru

RECESSED
surface p. 168
suspended p. 270
track p. 328
wall p. 382
hermetic p. 428
system p. 492

LUMINAIRE FINISHES

WHITE -13 ○
BLACK -12 ●*

*only for SET TRU trim



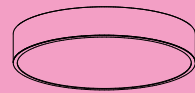
Surface

NATYNN KOWE

Surface

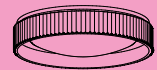
Index

BIG SIZE next round



[p. 146](#)

BLOS cast



[p. 142](#)

new

BLOS round



[p. 142](#)

LENS LINE 180x89 LC



[p. 164](#)

LENS LINE 180x89 RC



[p. 164](#)

LENS LINE section



[p. 164](#)

LENS LINE



[p. 164](#)

MIXLINE 120x89 RT



[p. 158](#)

MIXLINE INV



[p. 158](#)

MIXLINE



[p. 158](#)

MODERN BALL simple G/K



[p. 126](#)

MODERN BALL simple



[p. 126](#)

MODERN BALL x1



[p. 130](#)

MODERN BALL x2



[p. 130](#)

MODERN BALL x3



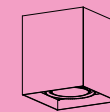
[p. 130](#)

SET TRU



[p. 168](#)

SQUARES next 50x1



[p. 120](#)

SQUARES next 50x2



[p. 120](#)

TRIBA midi



[p. 106](#)

new

TRIBA midi E27



[p. 106](#)

new

MODERN BALL asymmetry



[p. 130](#)

PET E27



[p. 114](#)

new

PET GU10



[p. 114](#)

PET



[p. 114](#)

RAFTER



[p. 150](#)

VYRO x1 round 230V



[p. 118](#)

new

VYRO x2 round 230V



[p. 118](#)

new

VYRO x1 square 230V



[p. 118](#)

new

VYRO x2 square 230V



[p. 118](#)

new

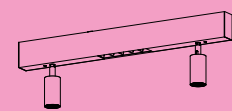
VYRO x1 round move



[p. 118](#)

new

RAFTER mix



[p. 152](#)

RAFTER points section



[p. 150](#)

RAFTER points



[p. 150](#)

RING dot



[p. 136](#)

RING rim



[p. 138](#)

VYRO x2 round move



[p. 118](#)

new

system: PET rift



[p. 474](#)



NEW PRODUCT

Triba

Excellent parameters concealed in decorative design

The TRIBA collection proves that decorative design can harmonize with exceptional technical specifications. Due to its hybrid optics and expanded shielding angle, the fixture prioritizes visual comfort while boasting extraordinary efficiency without compromising light quality. Therefore, TRIBA adeptly handle both private and public spaces. Its broad power range, two diameters and various lengths available allow the fixture to flexibly adapt to the specific needs of different interiors.



TRIBA midi 12 LED surface





TRIBA midi 12 LED surface

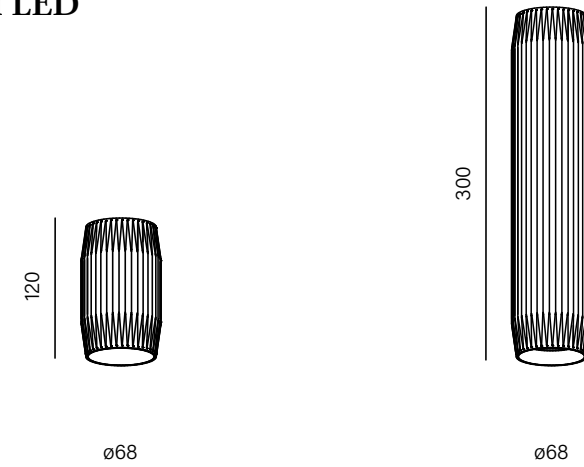


NEW PRODUCT

Triba

SURFACE
suspended, p. 204
spot, p. 294
track, p. 294
wall, p. 344

TRIBA midi LED 12 | 30



new

new

CAT. N°	
47040-M930-WT-00-12	47041-M930-WT-00-12
POWER:	8.5W (M)
FLUX:	1140lm
OPTICS:	18° (S_) 35° (F_) 50° (W_)
CCT:	2700K (27) 3000K (30) 4000K (40)
CONTROL:	ON/OFF (00) Phase-Control (PH) DALI (DA) ¹

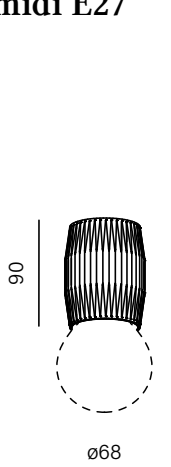
¹for length 300mm

ACCESSORY

honeycomb



TRIBA midi E27 9



new

CAT. N°	
47039-0000-U8-PH-12	
POWER:	max: 50W
CONTROL:	Phase-Control (PH)

light source not included
²depending on the source

- | | |
|--------------------------------------------|---------------------------|
| RING FINISHES
only for TRIBA LED | LUMINAIRE FINISHES |
| WHITE -_W- ○ | WHITE -13 ○ |
| BLACK -_B- ● | BLACK -12 ● |
| GREY -_A- ● | GREY -84 ● |
| TERRACOTTA -_R- ● | TERRACOTTA -83 ● |
| TAUPE -_T- ● | TAUPE -82 ● |
| GOLD -_G- ● | GOLD -19 ● |

Subtle interior decoration

HARMONIA

I ŚWIETNE Pet

The PET LED collection was designed to combine performance with elegance. It has excellent technical parameters both in terms of efficiency and visual comfort. With variety of optics and available powers can suit both residential and professional users. The ability to change the colour of the frame and the ring is an invitation to play with the finish.



Some interiors require a special atmosphere. An atmospheric restaurant, a cozy cafe or a home living room are spaces where light plays a special role – soothing the senses, promoting a sense of relaxation and tranquility. The PET collection for interchangeable E27 light sources will perfectly cope with this task. It comes with accessory E27 LED lamps designed to replace carbon filament Edison's bulbs in terms of extremely warm light (1800K) and low power.

PARAMETRY



Awarded products: PET LED mini | PET LED midi | PET LED maxi





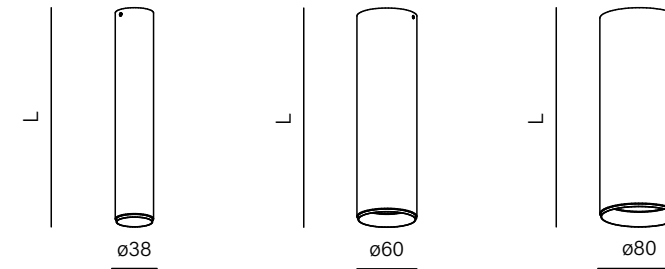




Pet

SURFACE
 recessed p. 054
 suspended p. 236
 spot p. 302 / 310
 track p. 302 / 310
 wall p. 358
 exterior p. 434
 system p. 464

PET LED mini | midi | maxi



HIGHT	CAT. N°	CAT. N°	CAT. N°
120mm	46959-M930-WB-00-12	46962-M930-FW-00-12	46965-M930-FB-00-12
200mm	46960-M930-WB-00-12	46963-M930-FW-00-12	46966-M930-FB-00-12
POWER:	4.5W (M)	8.5W (M)	11.5W (L) 17W (M)
FLUX:	540lm	1140lm	1610lm - 2260lm
OPTICS:	20° (S_) 41° (W_)	18° (S_) 35° (F_) 50° (W_)	19° (S_) 32° (F_)
CCT:	2700K (27) 3000K (30) 4000K (40)		
CONTROL:	ON/OFF (00) ON/OFF (00) Phase-Control (PH) DALI (DA)*		

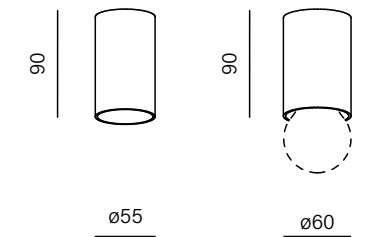
*for hight 200mm

ACCESSORY

honeycomb



PET GU10 | E27



new

CAT. N°	CAT. N°
42311-0000-U8-PH-13	47032-0000-U8-PH-13
POWER:	max: 50W
CONTROL:	Phase-Control (PH)
for GU10	
for E27	

light source not included

*depending on the source

RING FINISHES only for PET LED

- WHITE -_W- ○
- BLACK -_B- ●
- GREY -_A- ●
- TERRACOTTA -_R- ●
- TAUPE -_T- ●
- GOLD -_G- ●

LUMINAIRE FINISHES

- WHITE -13 ○
- BLACK -12 ●
- GREY -84 ●
- TERRACOTTA -83 ●
- TAUPE -82 ●
- GOLD -19 ●

**Customizable decorative
fixture tailored
for private spaces**


Certain interiors demand adaptable solutions allowing the interchange of rings to pair with various colour variants. VYRO also boasts excellent light quality, high lighting efficiency and multiple fixture options. With a single or double light source, in rounded or square forms – which one would you choose?

NEW PRODUCT

Vyro

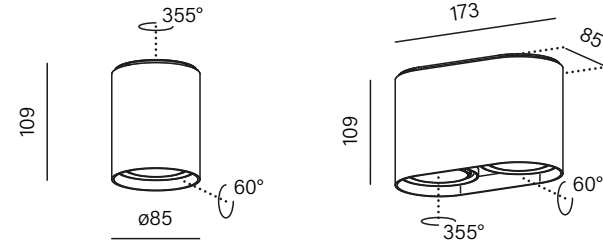


VYRO x2 round LED 230V surface



NEW PRODUCT

VYRO round move LED x1 | x2



new

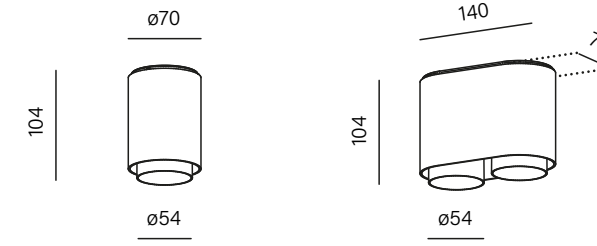
new

	CAT. N°	CAT. N°
	47037-M930-WB-PH-12	47038-M930-WB-PH-12
POWER:	6W (M)	11.5W (M)
FLUX:	790lm	1580lm
OPTICS:	36° (F_) 59° (W_)	
CCT:	2700K (27) 3000K (30)	
CONTROL:	Phase-Control (PH) DALI (DA)*	

*for VYRO round move x2



VYRO round LED 230V x1 | x2



new

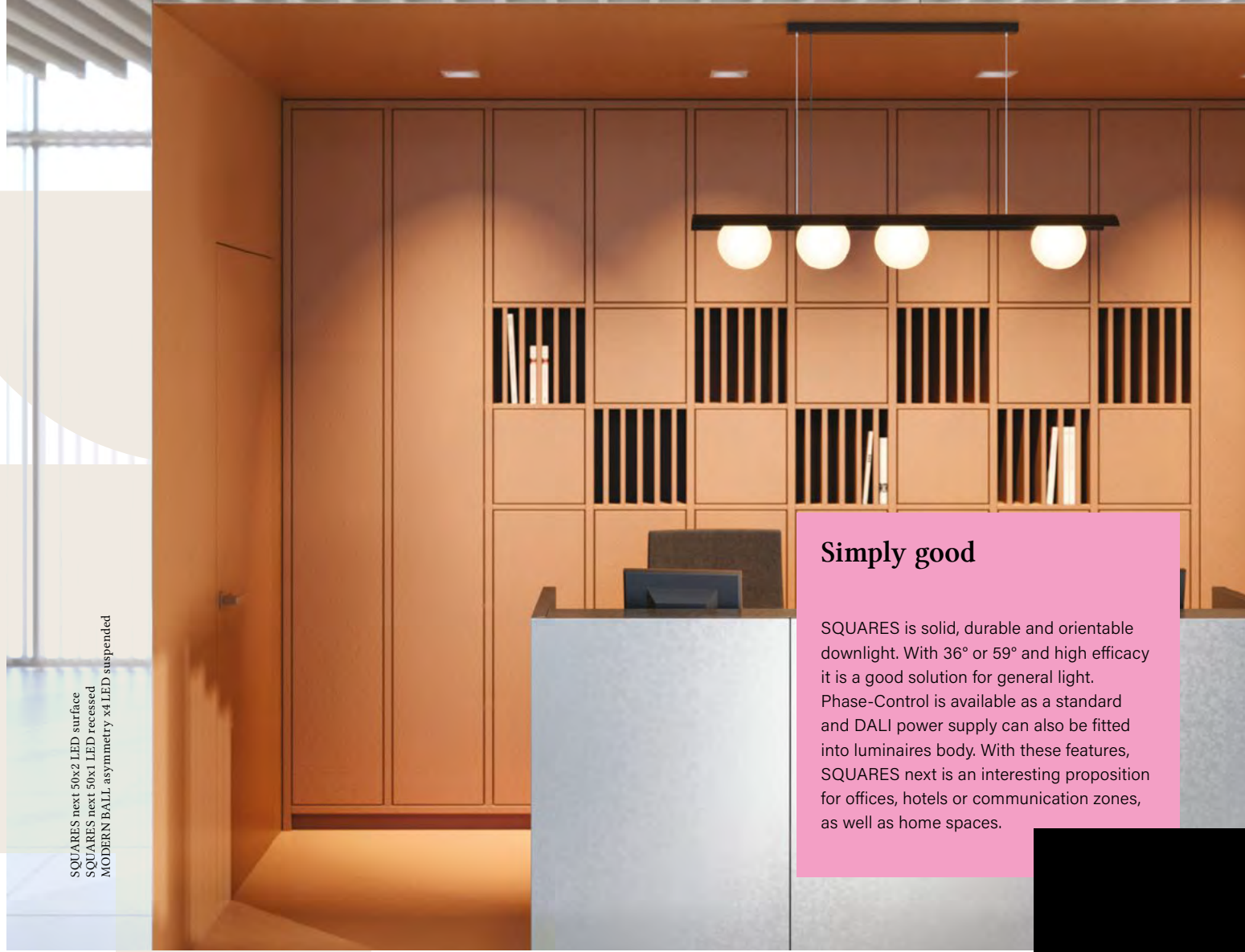

new

new

new

	CAT. N°	CAT. N°	CAT. N°	CAT. N°
	47033-M930-FB-PH-13	47034-M930-FB-PH-13	47035-M930-FB-PH-13	47036-M930-FB-PH-13
POWER:	8W (M)	16W (M)	8W (M)	16W (M)
FLUX:	680lm	1360lm	680lm	1360lm
OPTICS:	26° (F_)			
CCT:	2700K (27) 3000K (30) 4000K (40)			
CONTROL:	Phase-Control (PH)			

RING FINISHES	LUMINAIRE FINISHES
WHITE -_W- ○	WHITE -13 ○
BLACK -_B- ●	BLACK -12 ●
GREY -_A- ●	GREY -84 ●
TERRACOTTA -_R- ●	TERRACOTTA -83 ●
TAUPE -_T- ●	TAUPE -82 ●
GOLD -_G- ●	GOLD -19 ●



SQUARES next 50x2 LED surface
 SQUARES next 50x1 LED recessed
 MODERN BALL asymmetry x4 LED suspended

Simply good

SQUARES is solid, durable and orientable downlight. With 36° or 59° and high efficacy it is a good solution for general light. Phase-Control is available as a standard and DALI power supply can also be fitted into luminaires body. With these features, SQUARES next is an interesting proposition for offices, hotels or communication zones, as well as home spaces.

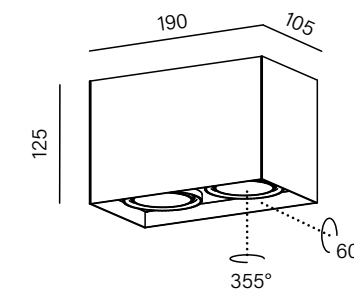
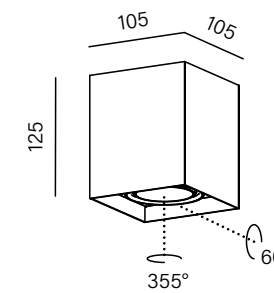
Squares next 50

SURFACE
 recessed p. 076



SQUARES next 50 LED

x1 | x2



	CAT. N°	CAT. N°
	46968-M930-FB-PH-12	46969-M930-FB-PH-12
POWER:	6W (M)	11.5W (M)
FLUX:	790lm	1580lm
OPTICS:	36° (F_) 59° (W_)	
CCT:	2700K (27) 3000K (30)	
CONTROL:	Phase-Control (PH) DALI (DA)	



OPTICS+LUMINAIRE FINISHES

black-white - _W-_-12 white-black - _B-_-13 black-white - _W-_-12 white-black - _B-_-13



In the standard version, the whole luminaire is in one colour.
 On request, you can choose black-white or white-black mix.



OPTICS FINISHES LUMINAIRE FINISHES

WHITE -_W- ○ WHITE -13 ○
 BLACK -_B- ● BLACK -12 ●

Simplicity in a modern form

MLECZNA KULA

Z ODROBINA



Modern Ball
simple

MODERN BALL simple joins timeless form a modern lighting. Minimalistic design and three-layer opal glass conceal a contemporary integrated light source, together forming an exceptionally harmonious trio. With excellent technical parameters, despite its decorative nature, MODERN BALL emits as much as 100lm/W at CRI>90, a result typical of strictly technical luminaires. The version with increased IP54 ingress protection class will successfully find use in bathrooms, for example, as efficient mirror lighting or as general lighting.



PIKANTERII



1000 PRO LED spot | THIN TUBE - central LED suspended
MODERN BALL - simple midi LED hermetic surface

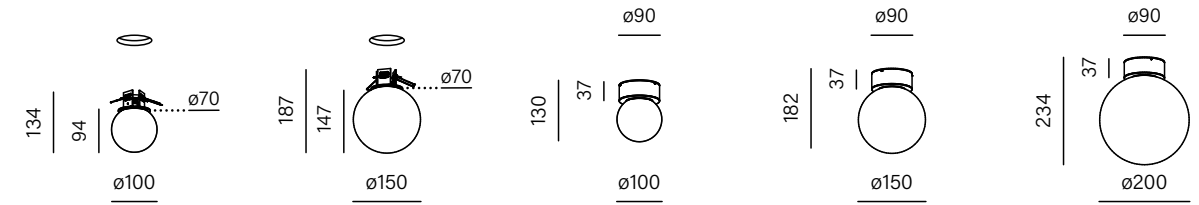




Modern Ball simple

SURFACE
suspended p. 224
Track p. 334
Table p. 394
hermetic p. 412
system p. 464

MODERN BALL simple WP LED hermetic
mini G/K | midi G/K | mini | midi | maxi



	CAT. N°	CAT. N°	CAT. N°	CAT. N°	CAT. N°
	47015-M930-D0-00-12	47001-M930-D0-00-12	47016-M930-D0-00-12	47000-M930-D0-00-12	47014-M930-D0-00-12
POWER:	4W (L) 6W (M)	6W (L) 8.5W (M)	4W (L) 6W (M)	6W (L) 8.5W (M)	8W (L) 11.5W (M)
FLUX:	580lm - 790lm	790lm - 1090lm	580lm - 790lm	790lm - 1090lm	1170lm - 1610lm
CCT:	2700K (27) 3000K (30) 4000K (40)				
CC DRIVER:	G	I	-		
CONTROL:	ON/OFF (00) Phase-Control (PH) DALI (DA) require driver (CC)*			ON/OFF (00)	

LUMINAIRE FINISHES

- WHITE -13 ○
- BLACK -12 ●
- GREY -84 ●
- TERRACOTTA -83 ●
- TAUPE -82 ●
- GOLD -19 ●



*Protection class, input voltage and IP rating for CC luminaires vary from above table.

Data for standard LED product is shown for LED light source 3000K. Other variants are available on our website.

Modern Ball

Unique design and timeless curves



MODERN BALL collection created in cooperation with the Czech design studio DECHEM, provides comfortable, efficient light of the highest quality. In addition, MODERN BALL – depending on how it is installed – can serve as a multitask specialist. On the ceiling, it will prove useful as general lighting for a living room or a passageway, while the suspended version is a good option for lighting a table or reception area. In the wall-mounted variant, it will provide a cosy ambience as stylish supplementary lighting.



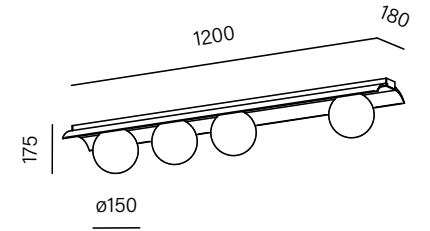
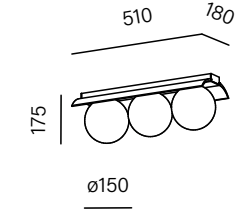
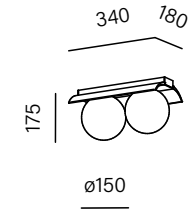
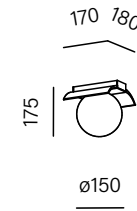
MODERN BALL asymmetry x4 LED surface
PET midi LED spot | PET mini LED suspended



Modern Ball

SURFACE
suspended, p. 220

MODERN BALL WP LED x1 | x2 | x3 | x4 asymmetry



	CAT. N°	CAT. N°	CAT. N°	CAT. N°
	46970-M930-D0-00-12	46971-M930-D0-00-12	46972-M930-D0-00-12	46999-M930-D0-00-12
POWER:	6W (L) 8.5W (M)	11.5W (L) 17W (M)	17.5W (L) 26W (M)	23W (L) 34.5W (M)
FLUX:	790lm - 1090lm	1580lm - 2190lm	2380lm - 3290lm	3170lm - 4380lm
CCT:	2700K (27) 3000K (30) 4000K (40)			
CONTROL:	ON/OFF (00)		ON/OFF (00) switchDIM (SW) DALI (DA) Aqsmart (DB) ¹	

¹for x3, x4 asymmetry




LUMINAIRE FINISHES

- WHITE -13 ○
- BLACK -12 ●
- GREY -84 ●
- TERRACOTTA -83 ●
- TAUPE -82 ●
- GOLD -19 ●

Comfortable lighting in a contemporary style

The MIDI/MAXI RING dot collection provides two key features within a single product. It emits softly diffused reflected light while impressing with its remarkable form. The eye-catching, centrally embedded, dot element plays a dual role: on the one hand, it adds aesthetic piquancy, on the other – it hides the light source from the user's view for the highest visual comfort. In the version with a white interior, RING dot will provide comfortable general lighting. Moreover, variants with a coloured interior are perceived as a kind of jewelry of the interior, often used as a wall fixture.



Ring





MIDI RING dot LED surface | MAXI RING dot LED surface

ŚWIETNA



Hygge Hotel, Opole

MIDI RING dot LED surface | MAXI RING dot LED surface
PET micro R switch LED wall

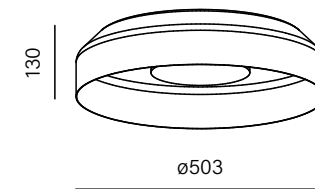
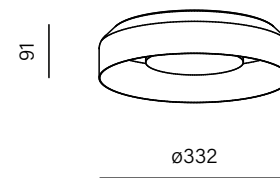
FORMA



Ring dot

SURFACE
suspended p. 242

RING dot LED midi | maxi



	CAT. N°	CAT. N°
	47028-M930-DW-PH-12	47027-M930-DW-PH-12
POWER:	14.5W (M)	25W (M)
FLUX:	2160lm	3830lm
CCT:	2700K (27) 3000K (30) 4000K (40)	
CONTROL:	Phase-Control (PH)	



INNER FINISHES	LUMINAIRE FINISHES
WHITE -_W- ○	WHITE -13 ○
GREY -_A- ●	BLACK -12 ●
TERRACOTTA -_R- ●	GREY -84 ●
TAUPE -_T- ●	TERRACOTTA -83 ●
GOLD -_G- ●	TAUPE -82 ●
	GOLD -19 ●



MINI RING rim LED surface

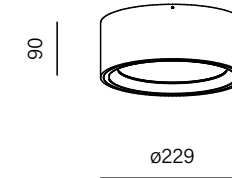
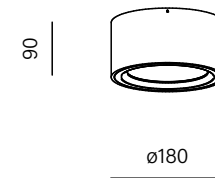
A specialist in general lighting for small interiors

Lighting a small interior, especially realized from a single point, will be perfectly handled by the RING rim collection. Two variants to choose from – MINI and MIDI, will provide comfortable general lighting. Minimalistic design makes these luminaires not only a guarantee of effective general lighting, but also a modern addition in the interior.

Ring rim

SURFACE
recessed, p. 070

RING rim LED mini | midi



CAT. N°		CAT. N°	
47026-M930-D9-00-12		47020-M930-D9-00-12	
POWER:	12.5W (M)	POWER:	17W (M)
FLUX:	1380lm	FLUX:	2200lm
CCT:	3000K (30) 4000K (40)		
CONTROL:	ON/OFF (00) DALI (DA)		



LUMINAIRE FINISHES

- WHITE -13 ○
- BLACK -12 ●
- GREY -84 ●
- TERRACOTTA -83 ●
- TAUPE -82 ●
- GOLD -19 ●

Blos



Exceptional durability or decorative character

The BLOS fixture family presents a versatile collection suited for various purposes. BLOS round distance, with its high IP54 waterproof rating and IK10 mechanical resistance, excels as general lighting even in challenging conditions such as underground passages. On the other hand, BLOS cast C LED, with a more decorative nature, delicately illuminates spaces, bringing out their best features.

WYDAJNOŚĆ



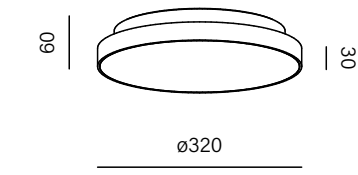
BLOS round distance LED hermetic surface | PET mini LED suspended
MAXI POINT round LED spider wall | Blos round LED suspended



Blos round & cast

SURFACE
suspended p. 244
track p. 330
hermetic p. 414

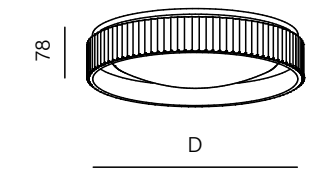
BLOS round distance LED hermetic



	CAT. N°
	47019-M930-D9-00-12
POWER:	11.5W (L) 23W (M)
FLUX:	1725lm - 3260lm
CCT:	2700K (27) 3000K (30) 4000K (40)
CONTROL:	ON/OFF (00) DALI (DA) Aqsmart (DB)



BLOS cast C LED



new

DIAMETER	CAT. N°
330mm	47043-M930-D9-00-12
400mm	47044-M930-D9-00-12
550mm	47045-M930-D9-00-12
POWER:	10.5W - 29.5 (M)
FLUX:	1490lm - 4190lm
CCT:	2700K (27) 3000K (30) 4000K (40)
CONTROL:	ON/OFF (00)



LUMINAIRE FINISHES

- WHITE -13 ○
- BLACK -12 ●
- GREY -84 ●*
- TERRACOTTA -83 ●
- TAUPE -82 ●
- GOLD -19 ●*


*only for round distance



Big dimensions with even bigger possibilities

To illuminate a large space, such as an office, hotel lobby or spacious living room, you need luminaires with special capabilities. The microprismatic cover will provide visual comfort, making it possible to achieve UGR<19. This is especially important in open space interiors, where productivity and comfort of employees matter. In the standard version (power A), the luminaire allows power adjustment, while the Tunable-White variant allows you to adjust the colour temperature.

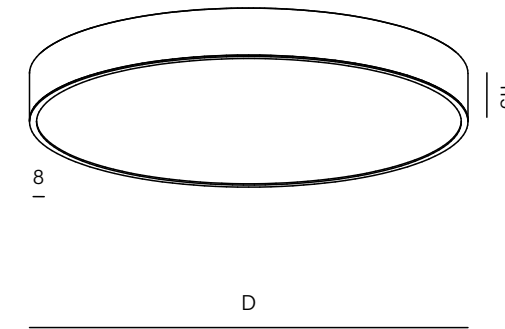
Big Size



BIG SIZE next round LED surface
ONLY round mini LED 230V exterior surface



BIG SIZE next round LED
opal | PRO




DIAMETER	CAT. N°
450mm	46976-A930-D9-00-12
660mm	40237-A930-D9-00-12
960mm	40238-A930-D9-00-12
1220mm	40239-A930-D9-00-12
POWER:	10.5 - 130W (A)
FLUX:	1500lm - 19620lm
OPTICS:	opal (D9) microprism (D5)
CCT:	3000K (30) 4000K (40)
CONTROL:	ON/OFF (00) DALI (DA) Aqsmart (DB) switchDIM (SW)



*only for microprism (D5)
the opal version (D9) has a Tunable-White option available

COVERS COMPARISON

regular (opal) PRO (microprism)



Big Size next round

SURFACE
recessed p. 072
suspended p. 274


LUMINAIRE FINISHES

WHITE -13 ○
BLACK -12 ●

Multifunctional series with a wide range of possibilities

Depending on the selected variant, opal diffuser version, the luminaire provides effective general lighting, while in the points version – effective task lighting. The deeply recessed LEDs are shielded excellent, allowing very high intensity task lighting with no glare at all. The multitasking RAFTER mix version, combines several functions within a single product. How is this possible? The points modules act as a task lighting, while the slender PET spotlights direct the light to the chosen detail – a favorite painting or original decorations on the walls.

Rafter



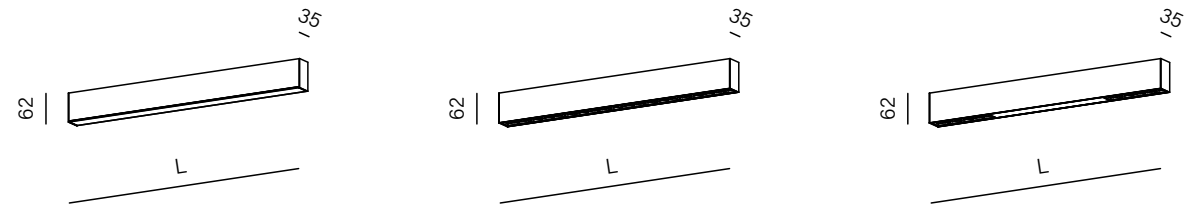
If the interior design requires it, non-standard installation methods are also possible



Rafter

SURFACE
 recessed p. 082, 088
 suspended p. 264
 spot p. 324
 track p. 324
 wall p. 380
 system p. 500

RAFTER LED opal | points | points section



LENGTH	CAT. N°	LENGTH	CAT. N°	LENGTH	CAT. N°
570mm	40529-M930-D9-00-12	90mm	47030-M930-WB-00-12	540mm	40520-M930-WB-00-12
860mm	40530-M930-D9-00-12	140mm	47031-M930-WB-00-12	940mm	40521-M930-WB-00-12
1140mm	40531-M930-D9-00-12	270mm	40525-L930-WB-00-12	1330mm	40522-M930-WB-00-12
1420mm	40532-M930-D9-00-12	540mm	40526-L930-WB-00-12	1730mm	40523-M930-WB-00-12
1700mm	40533-M930-D9-00-12	540mm	40526-M930-WB-00-12	2130mm	40524-M930-WB-00-12
1980mm	40534-M930-D9-00-12				
POWER: 8.5W - 30W (L) 17W - 60W (M) 25W - 87W (H)		POWER: 7.5W - 14.5W (L) 3W - 29.5W (M)		POWER: 7.5W - 22W (L) 14.5W - 44W (M)	
FLUX: 1080lm - 11610lm		FLUX: 360lm - 3510lm		FLUX: 820lm - 5270lm	
OPTICS: opal diffuser (D9)		OPTICS: 37° (F_) 50° (W_)			
CCT: 2700K (27) 3000K (30) 4000K (40)					
CONTROL: ON/OFF (00) DALI (DA)* Aqsmart (DB)* switchDIM (SW)*					


*from length 540mm

Information about dimensions of optics placement within the luminaire are on [page 514](#).

OPTICS DETAIL

black -_B-

white -_W-



OPTICS FINISHES

WHITE -_W- ○
 BLACK -_B- ●

LUMINAIRE FINISHES

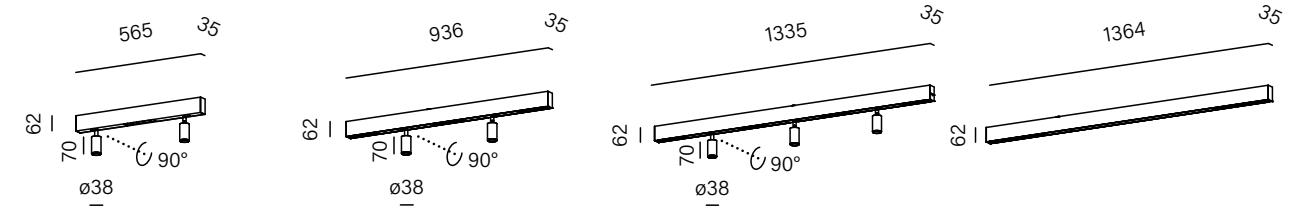
WHITE -13 ○
 BLACK -12 ●



Rafter mix

SURFACE
recessed p.082/086
suspended p.264
spot p.324
Track p.324
wall p.380
system p.500

RAFTER mix LED 57 | 94 | 133 | 136



CAT. N°	CAT. N°	CAT. N°	CAT. N°
46910-M930-WB-00-12	46911-M930-WB-00-12	46912-M930-WB-00-12	46913-M930-WB-00-12
POWER: 12W (M)	19.5W (M)	27.5W	23W (M)
FLUX: 1530lm	2410lm	3400lm	2940lm
OPTICS: 37° (F_) 50° (W_)			
CCT: 2700K (27) 3000K (30) 4000K (40)			
CONTROL: ON/OFF (00)		ON/OFF (00) DALI (DA) Aqsmart (DB) switchDIM (SW)	

the optics angle applies to points modules

OPTICS DETAIL

opal diffuser PET modules points modules



OPTICS FINISHES LUMINAIRE FINISHES

WHITE -_W- ○ WHITE -13 ○
BLACK -_B- ● BLACK -12 ●

Multifunctionality hidden
in a slim, linear form



DOSKONALE


Mixline

The MIXLINE collection is the perfect choice, especially when one product is to perform several functions. The luminaire combines two types of optics: diffused and point light, making it suitable for general and task lighting. The part with a cover emits softly diffused light, providing general illumination of the room, while the point light guarantees appropriate intensity on the working surface of the countertop or table. MIXLINE is also a great solution for lighting passageways in homes, offices and hotels.

ROZWIĄZANIE



DOBRY POMYSŁ

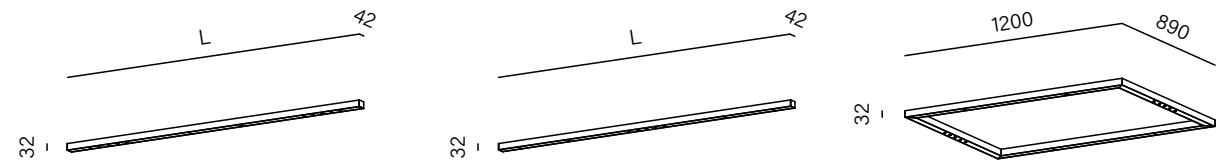




Mixline

SURFACE
recessed p. 090
suspended p. 260
system p. 488

MIXLINE LED - | INV | 120x89 RT



LENGTH	CAT. N°	LENGTH	CAT. N°	CAT. N°
1600mm	40286-M930-W3-00-12	1670mm	40289-M930-W3-00-12	40291-M930-W3-00-12
1880mm	40287-M930-W3-00-12	1920mm	40290-M930-W3-00-12	
2160mm	40288-M930-W3-00-12			
POWER:	16W - 33W (M)	7.5W - 14.5W (M)		41.5W (M)
FLUX:	1930lm - 4720lm	2590lm - 3470lm		5180lm - 5960lm
OPTICS:		26° (F_) 54° (W_)		
CCT:		2700K (27) 3000K (30) 4000K (40)		
CONTROL:		ON/OFF (00) DALI (DA) Aqsmart (DB) switchDIM (SW)		



Information about dimensions of optics placement within the luminaire are on [page 514](#).



LUMINAIRE FINISHES

WHITE -13 ○
BLACK -12 ●

Comfortable lighting
in a minimalistic form



ELEGANCKA
I STYLOWA



Lens Line

KOLEKCJA

The simple linear form is a timeless shape that corresponds perfectly with modern interiors. It adds elegance and sophistication, subtly marking its presence in the arrangement. LENS LINE directional light can both illuminate a room but also employs light and shadow in order to bring shapes and colours out and enhance atmosphere.



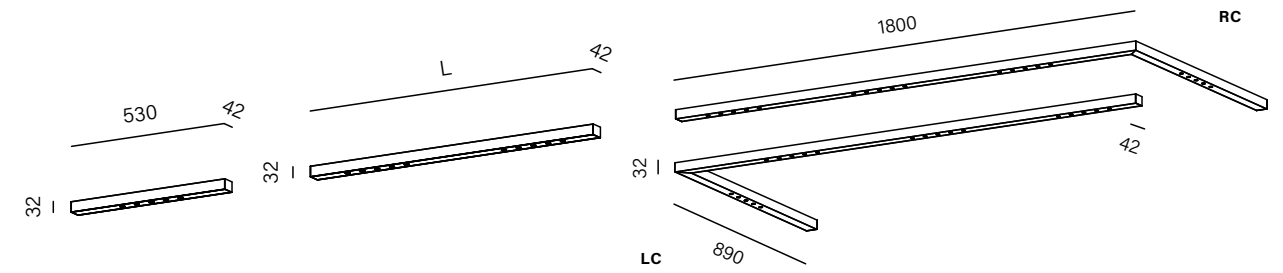


Lens Line

SURFACE
recessed p. 092
suspended p. 256

LENS LINE LED

- | section | 180x89 LC | 180x89 RC



CAT. N°	LENGTH	CAT. N°	CAT. N°	CAT. N°
40258-M930-W3-00-12	960mm	40260-M930-W3-00-12	LC	47024-M930-W3-00-12
	1490mm	40262-M930-W3-00-12		RC
	2020mm	40264-M930-W3-00-12		40292-M930-W3-00-12
POWER:	7.5W (M)	7W - 14.5W (L) 14.5W - 29.5W (M)		14.5W (L) 29.5W (M)
FLUX:	840lm	900lm - 3370lm		1800lm - 3370lm
OPTICS:	26° (F_) 54° (W_)			
CCT:	2700K (27) 3000K (30) 4000K (40)			
CONTROL:	ON/OFF (00)	ON/OFF (00) DALI (DA) Aqsmart (DB) switchDIM (SW)		

Information about dimensions of optics placement within the luminaire are on [page 514](#).




LUMINAIRE FINISHES

- WHITE -13 ○
- BLACK -12 ●

Tru

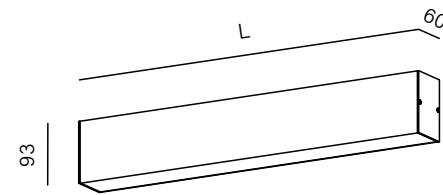
Comfortable lighting designed for offices

Lighting is a particularly important element in office spaces. Properly selected, it positively affects the concentration and efficiency of employees. SET TRU will perfectly cope with this task – a luminaire designed for offices, providing effective lighting of the desk and the surrounding space. The PRO variant protects against glare, and the up&down version, allows for even illumination of all important surfaces. In addition, SET TRU is distinguished by high energy efficiency and elegant, minimalistic design, perfectly matching the character of modern offices.





SET TRU LED
opal | PRO




LENGTH	CAT. N°
290mm	45942-M930-D9-00-12
570mm	45944-M930-D9-00-12
860mm	45948-M930-D9-00-12
1140mm	45950-M930-D9-00-12
1420mm	45952-M930-D9-00-12
1700mm	45954-M930-D9-00-12
1980mm	45956-M930-D9-00-12
POWER:	4.5 – 30W (L) 8.5 – 60W (M)
FLUX:	580lm – 8140lm
OPTIC:	opal (D9) microprism (D5)
CCT:	2700K (27) 3000K (30) 4000K (40)
CONTROL:	ON/OFF (00) DALI (DA)* AQsmart (DB)* switchDIM (SW)*



*from length 570mm | *for microprism (D5)
the opal version (D9) has a Tunable-White option available from length 1140mm

COVERS COMPARISON

regular (opal) PRO (microprism)



Tru
SURFACE
recessed p. 096
suspended p. 270
track p. 328
wall p. 382
hermetic p. 426
system p. 492

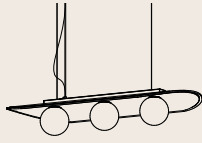
LUMINAIRE FINISHES

- WHITE -13 ○
- BLACK -12 ●

ZWIESZANE

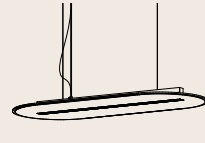
Suspended

AQfelt OVAL BALL



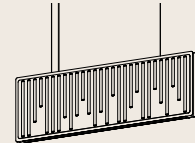
[p. 230](#)

AQfelt OVAL



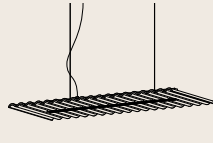
[p. 230](#)

AQfelt STAVE



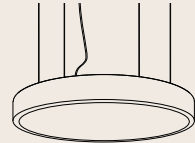
[p. 230](#)

AQfelt WAVE



[p. 230](#)

BIG SIZE



[p. 274](#)

BLOS round



[p. 244](#)

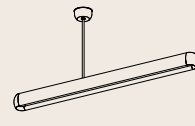
CONA



[p. 178](#)

new

equilibra BALANS



[p. 246](#)

FLARED



[p. 184](#)

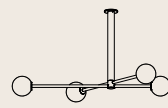
new

FLYING BALL arc



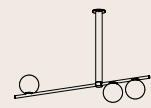
[p. 216](#)

FLYING BALL side



[p. 216](#)

FLYING BALL u&d



[p. 216](#)

IKI



[p. 188](#)

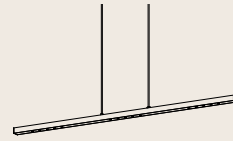
IKI round



[p. 188](#)

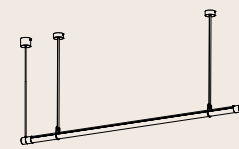
new

LENS LINE



[p. 256](#)

PIPER



[p. 198](#)

new

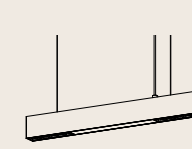
QRLED next



[p. 200](#)

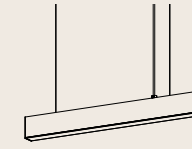
new

RAFTER points



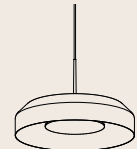
[p. 264](#)

RAFTER



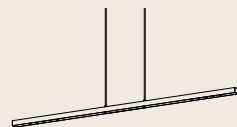
[p. 264](#)

RING dot



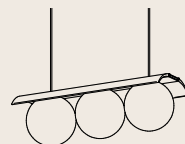
[p. 242](#)

MIXLINE



[p. 260](#)

MODERN BALL



[p. 220](#)

MODERN BALL simple



[p. 224](#)

MODERN GLASS



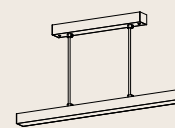
[p. 212](#)

MODERN GLASS mini



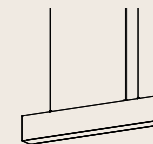
[p. 208](#)

SET RAW mini



[p. 252](#)

SET TRU



[p. 270](#)

SNOP E27



[p. 182](#)

new

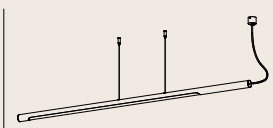
SNOP QRLED



[p. 182](#)

new

THIN TUBE asymmetry



[p. 250](#)

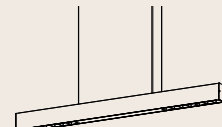
OKKA



[p. 194](#)

new

OPTIMA



[p. 268](#)

PET E27



[p. 238](#)

new

PET GU10



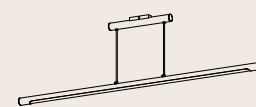
[p. 238](#)

PET mini/midi



[p. 236](#)

THIN TUBE central



[p. 250](#)

TRIBA midi



[p. 204](#)

new

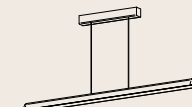
TRIBA mini



[p. 204](#)

new

ZEFYR



[p. 196](#)

new

system: PET rift



[p. 474](#)

Index



NEW PRODUCT

Cona

**Stylish ornament
for modern designs**

CONA is a decorative fixture that captivates with its design. Available in two sizes, it adds radiance to both private and public spaces. It works excellently as ambient lighting for a table or as relaxing general lighting.





CONA 26 E27 suspended | CONA 52 E27 suspended

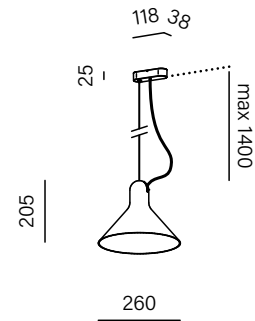


NEW PRODUCT

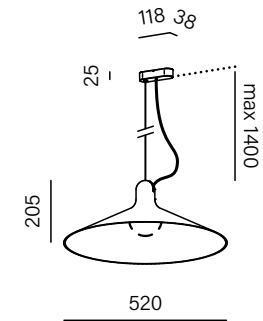
Cona

SUSPENDED

CONA E27 26 | 52



new



new

CAT. N°	
59917-0000-U8-PH-12	59918-0000-U8-PH-12
POWER: max: 50W	
CONTROL: Phase-Control (PH)	

light source not included



LUMINAIRE FINISHES

- WHITE -13 ○
- BLACK -12 ●
- TERRACOTTA -83 ●
- TAUPE -82 ●

Subtle decoration or effective task lighting

SNOP presents a completely new lighting proposition with a decorative character. Available in two diameters and two lighting variants, the E27 traditional light source version works wonderfully as a stylish decorative lighting, while the LED variant ensures adequate illumination on tables and stands, effectively serving as task lighting.



NEW PRODUCT

Snop



DOBRA
KOMPOZYCJA



SNOP 40 E27 suspended

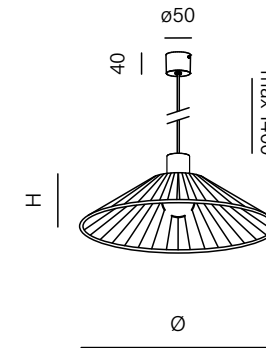


NEW PRODUCT

Snop

SUSPENDED

SNOP E27

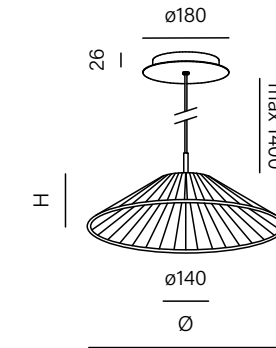


DIMENSIONS	CAT. N°
ø 400mm H 100mm	59923-0000-U8-PH-B2
ø 600mm H 150mm	59924-0000-U8-PH-B2
POWER: max: 15W	
CONTROL: Phase-Control (PH)	

light source not included



SNOP QRLED



DIMENSIONS	CAT. N°
ø 400mm H 100mm	59925-M930-W3-00-B2
ø 600mm H 150mm	59926-M930-W3-00-B2
POWER: 6W (L) - 8.5W (M)	
FLUX: 790lm - 1090lm	
OPTICS: 52° (W_)	
CCT: 2700K (27) 3000K (30) 4000K (40)	
CONTROL: ON/OFF (00) DALI (DA)	

LUMINAIRE FINISHES

- BLACK&BLACK -B2
- KHAKI&BLACK -K2
- TERRACOTTA&BLACK -R2



FLARED cast G LED suspended

Collection inspired by industrial forms

FLARED is a collection of decorative fixtures inspired by industrial shapes. The subtle light emitted from the E27 source envelops the interior, creating a unique ambiance. A range of colours and two size options perfectly complement the character of private and public spaces. Therefore, FLARED is a great fit wherever creating the right atmosphere indoors matters.

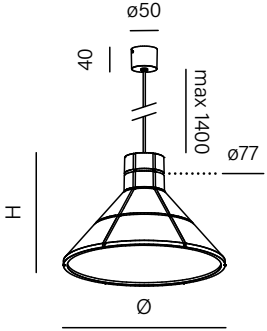


NEW PRODUCT

Flared

SUSPENDED

FLARED cast G E27



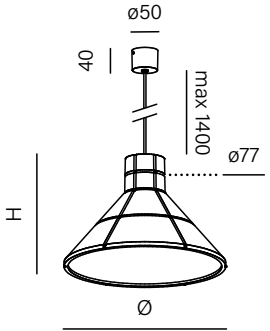
new

DIMENSIONS	CAT. N°
ø 200mm H 200mm	59919-0000-U8-PH-12
ø 320mm H 220mm	59920-0000-U8-PH-12
POWER:	max: 50W
CONTROL:	Phase-Control (PH)

light source not included



FLARED cast G LED



new

DIMENSIONS	CAT. N°
ø 200mm H 200mm	59921-M930-D9-00-12
ø 320mm H 220mm	59922-M930-D9-00-12
POWER:	8.5W (M)
FLUX:	1140lm
CCT:	2700K (27) 3000K (30) 4000K (40)
CONTROL:	ON/OFF (00) Phase-Control (PH)

LUMINAIRE FINISHES

- WHITE -13 ○
- BLACK -12 ●
- TERRACOTTA -83 ●
- TAUPE -82 ●

Enhance table ambiance with reliable lighting

In some places, the ambiance matters most. A cozy restaurant or café requires appropriate lighting. Decorative IKI fixtures, created in collaboration with Andrzej Klisz, a professor at the Academy of Fine Arts in Katowice, come to the rescue in such interiors. In the LED version, the fixture emits precise task lighting, illuminating work surfaces like counters or receptions, while the IKI round E27 works wonderfully as mood lighting for tables.



Iki

Awarded products: IKI E27 suspended | IKI LED suspended



IKI round E27 suspended | PET E27 recessed



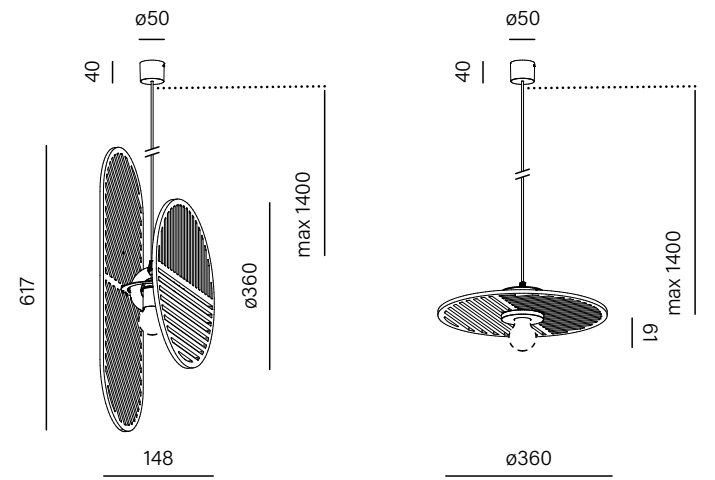
RAFTER points LED spot | IKI LED suspended

Iki

SUSPENDED
wall p. 352
system p. 464




IKI E27 - | round



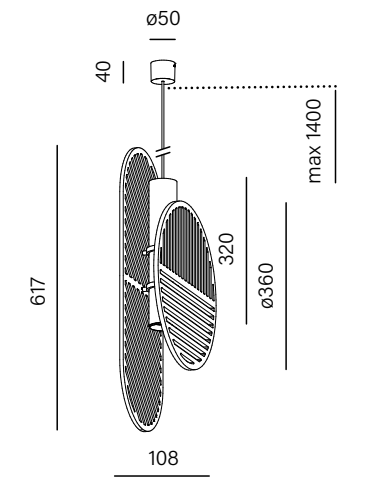
new

CAT. N°		CAT. N°	
59871-0000-U8-PH-G2		59905-0000-U8-PH-G2	
POWER:	max: 15W		
CONTROL:	Phase-Control (PH)		

light source not included



IKI LED



CAT. N°	
59872-M930-Y1-00-G2	
POWER:	8.5W (M)
FLUX:	1140lm
CCT:	2700K (27) 3000K (30) 4000K (40)
CONTROL:	ON/OFF (00) Phase-Control (PH) DALI (DA)

- LUMINAIRE FINISHES**
- GRAPHITE&BLACK -G2
 - ASH&BLACK -A2
 - ORANGE&BLACK -O2

Play of colours and finishes

Wood, synthetic material or perhaps felt?
The OKKA collection surprises with its
possibilities, inviting playfulness with colour
and finish. Modern design and a decorative
character serve as intriguing accents
in any arrangement. Therefore, OKKA
can become its distinctive feature, adding
a unique brilliance to the interior.

NEW PRODUCT Okka






TRIBA mini up&down LED wall | OKKA wood E27 suspended



OKKA wood E27 suspended



OKKA wood E27 suspended

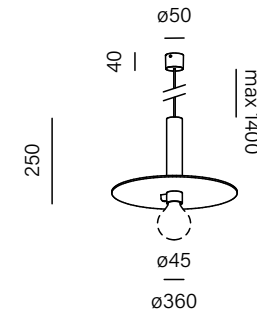


NEW PRODUCT

Okka

SUSPENDED

OKKA E27



new

CAT. N°

felt	59932-0000-U8-PH-G2
wood	59933-0000-U8-PH-W2
art	59934-0000-U8-PH-M2

POWER: max: 15W

CONTROL: Phase-Control (PH)



light source not included

FINISHES DETAIL

graphite felt ash felt wood art



LUMINAIRE FINISHES

- GRAPHITE&BLACK -G2
- GRAPHITE&WHITE -G3
- ASH&BLACK -A2
- ASH&WHITE -A3
- WOOD&BLACK -W2
- WOOD&WHITE -W3
- MICROPRISM&BLACK -M2
- MICROPRISM&WHITE -M3



Luminaire tailored to specific needs

Its new appearance, adjustable suspension and colour temperature make this fixture versatile for both private and public spaces. ZEFYR primarily offers efficient lighting for tables or countertops. The ability to adjust the colour temperature allows the fixture to set a mood for a romantic dinner, conversely, provide ideal conditions for work. At the very same table.

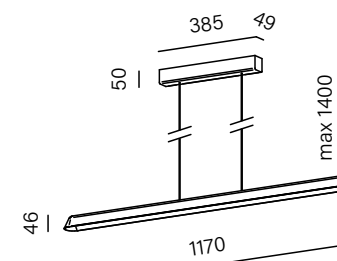


NEW PRODUCT

Zefyr

SUSPENDED

ZEFYR LED



new

CAT. N°	59935-M932-D9-00-12
POWER:	22.5W (M)
FLUX:	2600lm
CCT:	adjustable 2700K, 3000K (32) ¹
CONTROL:	ON/OFF (00)



¹ Possibility to change the colour temperature using the device.



LUMINAIRE FINISHES

- WHITE -13 ○
- BLACK -12 ●
- GREY -84 ●
- TERRACOTTA -83 ●
- TAUPE -82 ●
- GOLD -19 ●




PIPER 130 LED suspended

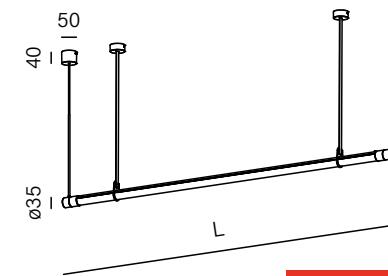
Explore a wide range of possibilities

PIPER combines visual lightness, modern design and ease of use within a single product. Two fixture versions cater to the needs of both minimalists and those who prefer more decorative solutions. Both options provide diffused light sufficient for illuminating countertops or entire rooms – the latter excelling with the option of direct power from an adjacent lamp.

NEW PRODUCT



PIPER LED



new


LENGTH	CAT. N°
1290mm	59936-M942-D9-PH-12
1482mm	59937-M942-D9-PH-12
POWER:	19.5W - 23W (M)
FLUX:	2670lm - 3080lm
CCT:	adjustable 2700K, 3000K, 4000K (42) ¹
CONTROL:	Phase-Control (PH)



¹ Possibility to change the colour temperature using the device.

ACCESSORY

81245-82 - PIPER 130 top 81246-82 - PIPER 150 top



Piper

SUSPENDED
system D.468

- | TOP FINISHES | LUMINAIRE FINISHES |
|------------------|--------------------|
| WHITE -13 ○ | BLACK -12 ● |
| BLACK -12 ● | |
| GREY -84 ● | |
| TERRACOTTA -83 ● | |
| TAUPE -82 ● | |
| GOLD -19 ● | |



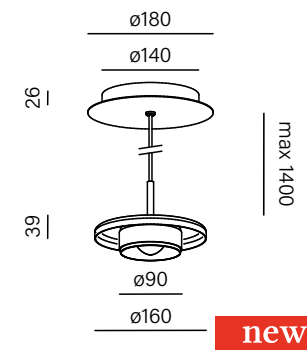
New design and enhanced performance

The QRLED family welcomes its successor – QRLED next. This fixture boasts high performance, effective glare protection and energy efficiency. With its minimalistic, modernized design and a wide variety of models and finishes to choose from, the collection seamlessly fits the character of both private and public spaces.

NEW PRODUCT



QRLED next



CAT. N°	
59931-M930-W3-00-12	
POWER:	6W (L) - 8.5W (M)
FLUX:	790lm - 1090lm
OPTICS:	52° (W_)
CCT:	2700K (27) 3000K (30) 4000K (40)
CONTROL:	ON/OFF (00) DALI (DA)



QRLED next

SUSPENDED
recessed p. 044
spot p. 290
track p. 290

LUMINAIRE FINISHES

- WHITE -13 ○
- BLACK -12 ●
- GREY -84 ●
- TERRACOTTA -83 ●
- TAUPE -82 ●
- GOLD -19 ●
- MIX -06 ●


NEW PRODUCT

Triba



Harmonious blend of outstanding performance and decorative form

The TRIBA collection harmonizes modern technology with decorative design. With hybrid optics and high shielding angle, the fixture ensures visual comfort while boasting exceptional efficiency without compromising light quality. Offering a wide range of power options, two diameters, various lengths and mounting versions to choose from, TRIBA can be easily tailored to individual needs in both private and public spaces.



TRIBA midi 30 LED suspended | TRIBA mini 30 LED suspended | Per micro LED upright



TRIBA midi 9 E27 suspended

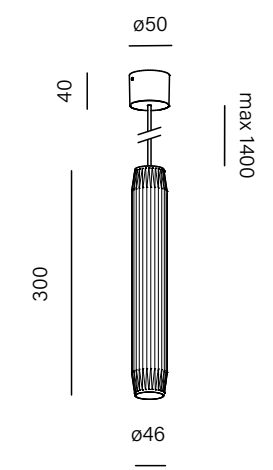


NEW PRODUCT

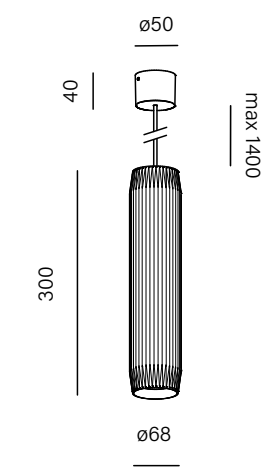
Triba

SUSPENDED
 surface, 106
 spot, 294
 track, 294
 wall, 344

TRIBA LED mini | midi



new



new

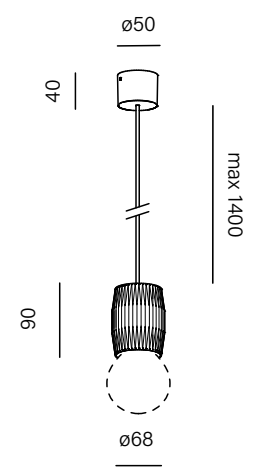
CAT. N°	
59914-M930-FB-00-12	59916-M930-FT-00-12
POWER: 4.5W (M)	8.5W (M)
FLUX: 540lm	1140lm
OPTICS: 20° (F_) 41° (W_)	18° (S_) 35° (F_) 50° (W_)
CCT:	2700K (27) 3000K (30) 4000K (40)
CONTROL: ON/OFF (00)	ON/OFF (00) Phase-Control (PH) DALI (DA)

ACCESSORY

honeycomb



TRIBA midi E27



new

CAT. N°	
59915-0000-U8-00-12	
POWER:	max: 50W
CONTROL:	Phase-Control (PH)

light source not included
 *depending on the source

- | RING FINISHES | LUMINAIRE FINISHES |
|--------------------|--------------------|
| only for TRIBA LED | |
| WHITE -_W- ○ | WHITE -13 ○ |
| BLACK -_B- ● | BLACK -12 ● |
| GREY -_A- ● | GREY -84 ● |
| TERRACOTTA -_R- ● | TERRACOTTA -83 ● |
| TAUPE -_T- ● | TAUPE -82 ● |
| GOLD -_G- ● | GOLD -19 ● |



Modern Glass mini

Interior jewelry

MODERN GLASS mini combines decorative flair with excellent technical parameters. Its long, slender covers serve as a distinctive interior ornament, while its high-quality light effectively illuminates tabletops, counters or desks. This fixture works wonderfully in a home's living room, a modern restaurant or a hotel lobby.

The option to configure colour finishes and shade lengths makes MODERN GLASS mini an invitation to play with its form.



MODERN GLASS mini LED suspended



Modern Glass mini

SUSPENDED
system p. 464

MODERN GLASS mini LED - | G/K



LENGTH	CAT. N°	CAT. N°
280mm	59880-M930-WB-00-12	59877-M930-WB-00-12
420mm	59881-M930-WB-00-12	59878-M930-WB-00-12
700mm	59882-M930-WB-00-12	59879-M930-WB-00-12
POWER:	4.5W (M)	
FLUX:	540lm	
OPTICS:	20° (F_) 41° (W_)	
CCT:	2700K (27) 3000K (30) 4000K (40)	
CC DRIVER:	-	E
CONTROL:	ON/OFF (00)	ON/OFF (00) require driver (CC)*



While mounting you can decide where exactly the lighting module of the MODERN GLASS mini is set. If you want, it can be protruded a few centimeters beyond the luminaire.



- | RING FINISHES | LUMINAIRE FINISHES |
|-------------------|--------------------|
| WHITE -_W- ○ | WHITE -13 ○ |
| BLACK -_B- ● | BLACK -12 ● |
| GREY -_A- ● | GREY -84 ● |
| TERRACOTTA -_R- ● | TERRACOTTA -83 ● |
| TAUPE -_T- ● | TAUPE -82 ● |
| GOLD -_G- ● | GOLD -19 ● |

*Protection class, input voltage and IP rating for CC luminaires vary from above table.

Data for standard LED product is shown for LED light source 3000K. Other variants are available on our website.

Cultivate mood with lighting elegance

MODERN GLASS encapsulates elegance within a minimalistic, timeless form. This collection emerged from a collaboration with the Czech design studio DECHEM, successfully blending modernity with timeless classicism. Handcrafted glass, available in various forms, serves as a decorative element in interiors. Hence, this fixture is perfect for illuminating tables in home dining areas, cafés, or restaurants.

Modern Glass



must
have

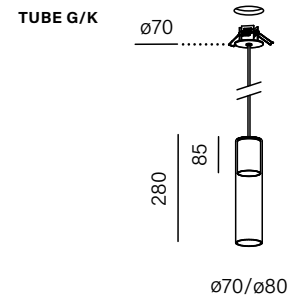




*Protection class, input voltage and IP rating for CC luminaires vary from above table.

MODERN GLASS Tube G/K LED

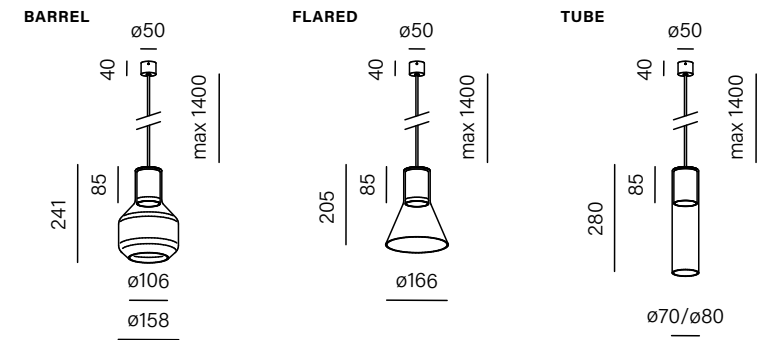
LAMPSHADE	CAT. N°
Tube TP LED	59831-M930-D9-00-12
Tube TR LED	59833-M930-D9-00-12
Tube WP LED	59832-M930-D9-00-12
Tube TS LED	59910-M930-D9-00-12
POWER:	8.5W (M)
FLUX:	1140lm
CCT:	2700K (27) 3000K (30) 4000K (40)
CC DRIVER:	J
CONTROL: ON/OFF (00) Phase-Control (PH) DALI (DA) require driver (CC)*	




MODERN GLASS E27 | GU10 | LED

LAMPSHADE	CAT. N°	LAMPSHADE	CAT. N°	LAMPSHADE	CAT. N°
Barrel TP E27	50475-0000-U8-PH-12	Barrel TP GU10	50472-0000-U8-PH-12	Barrel TP LED	59848-M930-D9-00-12
Barrel TR E27	50484-0000-U8-PH-12	Barrel TR GU10	50481-0000-U8-PH-12	Barrel TR LED	59846-M930-D9-00-12
Barrel WP E27	59727-0000-U8-PH-12	Barrel WP GU10	59722-0000-U8-PH-12	Barrel WP LED	59842-M930-D9-00-12
Flared TP E27	50474-0000-U8-PH-12	Flared TP GU10	50471-0000-U8-PH-12	Flared TP LED	59850-M930-D9-00-12
Flared TR E27	50483-0000-U8-PH-12	Flared TR GU10	50480-0000-U8-PH-12	Flared TR LED	59845-M930-D9-00-12
Flared WP E27	59726-0000-U8-PH-12	Flared WP GU10	59723-0000-U8-PH-12	Flared WP LED	59841-M930-D9-00-12
Tube TP E27	50473-0000-U8-PH-12	Tube TP GU10	50470-0000-U8-PH-12	Tube TP LED	59849-M930-D9-00-12
Tube TR E27	50482-0000-U8-PH-12	Tube TR GU10	50479-0000-U8-PH-12	Tube TR LED	59847-M930-D9-00-12
Tube WP E27	59725-0000-U8-PH-12	Tube WP GU10	59724-0000-U8-PH-12	Tube WP LED	59840-M930-D9-00-12
Tube TS E27	59907-0000-U8-PH-12	Tube TS GU10	59908-0000-U8-PH-12	Tube TS LED	59909-M930-D9-00-12
POWER: max: 50W		POWER: max: 50W		POWER: 8.5W (M)	
CONTROL: Phase-Control (PH)		CONTROL: Phase-Control (PH)		CONTROL: ON/OFF (00) Phase-Control (PH) DALI (DA)	

light source not included



GLASS FINISHES



LUMINAIRE FINISHES

- WHITE -13 ○
- BLACK -12 ●
- GREY -84 ●
- TERRACOTTA -83 ●
- TAUPE -82 ●
- GOLD -19 ●

Data for standard LED product is shown for LED light source 3000K. Other variants are available on our website.

Flying Ball

Successful fusion of style and performance

FLYING BALL is a fixture that merges unique aesthetics with excellent technical parameters. Its covers, crafted from three-layered frosted glass, ensure comfortable lighting and shield the eyes from unpleasant glare. Meanwhile, efficient light sources guarantee ample illumination on tabletops, ceilings and walls throughout the entire room. Moreover, a single fixture can effectively light up spaces spanning even several square meters.

Awarded products: all family



Awarded products: FLYING BALL, arc suspended



FLYING BALL side LED suspended

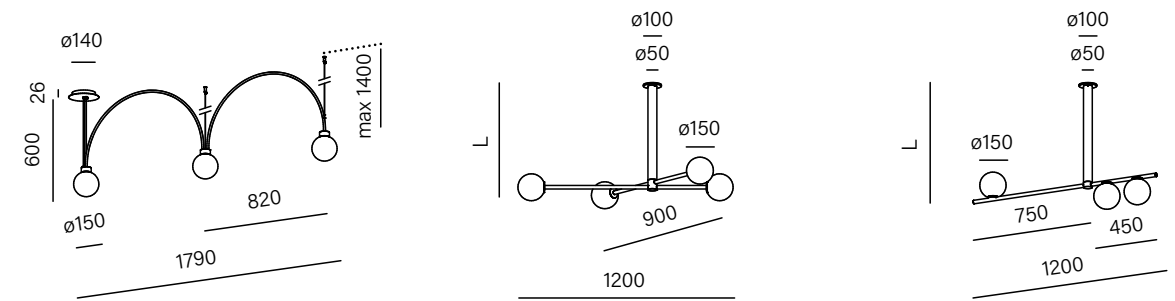


Flying Ball

SUSPENDED

FLYING BALL WP LED

arc | side | up&down



	CAT. N°	LENGTH	CAT. N°	LENGTH	CAT. N°
	59866-M930-D0-00-12	600mm	59870-M930-D0-00-12	600mm	59868-M930-D0-00-12
		900mm	59869-M930-D0-00-12	900mm	59867-M930-D0-00-12
POWER:	17.5W (L) 26W (M)		23W (L) 34.5W (M)		17.5W (L) 26W (M)
FLUX:	2380lm - 3290lm		3170lm - 4380lm		2380lm - 3290lm
CCT:	2700K (27) 3000K (30) 4000K (40)				
CONTROL:	ON/OFF (00)		ON/OFF (00) switchDIM (SW) DALI (DA) Aqsmart (DB)		



LUMINAIRE FINISHES

- WHITE -13 ○
- BLACK -12 ●
- GREY -84 ●
- TERRACOTTA -83 ●
- TAUPE -82 ●
- GOLD -19 ●

A stylish interior ornament

MODERN BALL collection offers a timeless, functional and remarkably efficient solution. Its round shapes and classic form attract attention, while its excellent technical parameters guarantee the highest visual comfort. As a result, MODERN BALL is an excellent choice for general lighting in hotel lobbies, home living rooms or office receptions.

Modern Ball

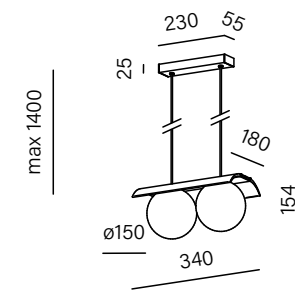




Modern Ball

SUSPENDED
surface.130

MODERN BALL WP LED x2 | x3 | x4 asymmetry



CAT. N°

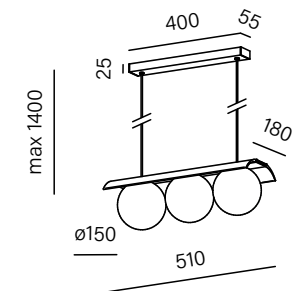
59778-M930-D0-00-12

POWER: 11.5W (L) | 17W (M)

FLUX: 1580lm - 2190lm

CCT: 2700K (27) | 3000K (30) | 4000K (40)

CONTROL: ON/OFF (00)



CAT. N°

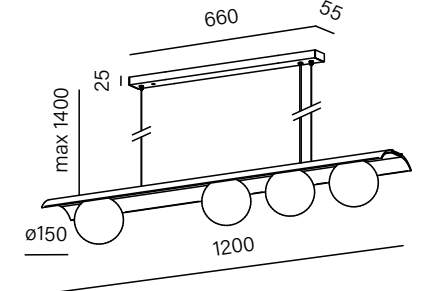
59779-M930-D0-00-12

POWER: 17.5W (L) | 26W (M)

FLUX: 2380lm - 3290lm

CCT: 2700K (27) | 3000K (30) | 4000K (40)

CONTROL: ON/OFF (00) | switchDIM (SW) | DALI (DA)



CAT. N°

59823-M930-D0-00-12

POWER: 23W (L) | 34.5W (M)

FLUX: 3170lm - 4380lm

CCT: 2700K (27) | 3000K (30) | 4000K (40)

CONTROL: ON/OFF (00) | switchDIM (SW) | DALI (DA)



LUMINAIRE FINISHES

- WHITE -13 ○
- BLACK -12 ●
- GREY -84 ●
- TERRACOTTA -83 ●
- TAUPE -82 ●
- GOLD -19 ●



Modern Ball simple

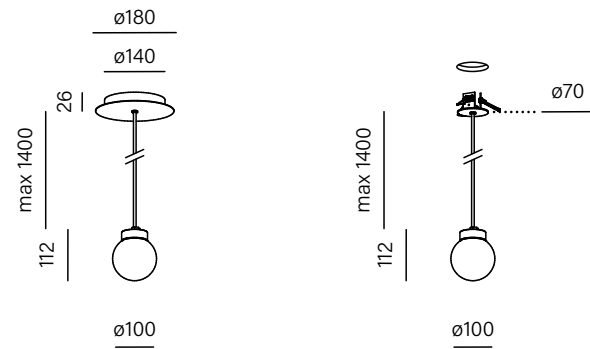
Exceptional parameters and timeless design

MODERN BALL simple captivates with its simplicity and functionality. The milky, glass sphere, an icon of design, conceals outstanding technical parameters, creating an exceptionally harmonious duo. As a result, the MODERN BALL simple collection excels as efficient and incredibly comfortable general lighting. It effectively illuminates tables in modern cafes or restaurants, emitting softly diffused, visually pleasing light.





MODERN BALL simple mini | mini G/K



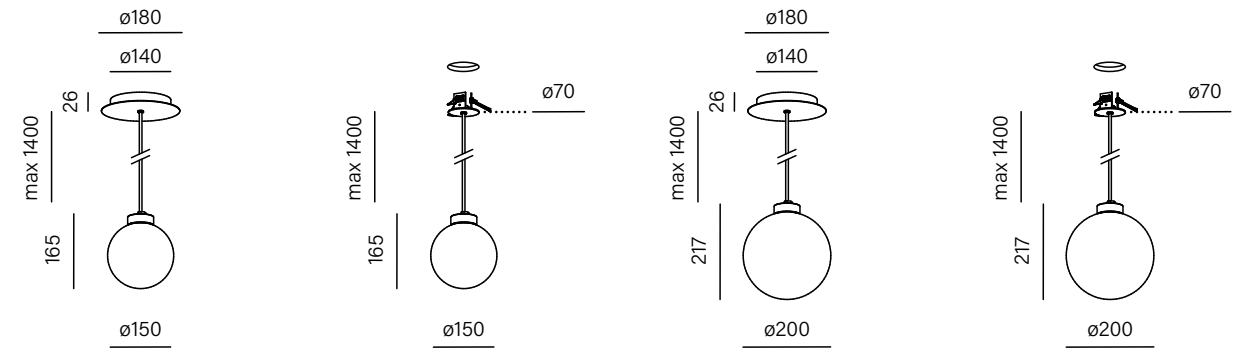
CAT. N°		CAT. N°	
59876-M930-D0-00-12		59875-M930-D0-00-12	
POWER: 4W (L) 6W (M)		POWER: 4W (L) 6W (M)	
FLUX: 580lm - 790lm		FLUX: 580lm - 790lm	
CCT: 2700K (27) 3000K (30) 4000K (40)		CCT: 2700K (27) 3000K (30) 4000K (40)	
CC DRIVER: -		CC DRIVER: G	
CONTROL: ON/OFF (00) DALI (DA)		CONTROL: ON/OFF (00) DALI (DA) require driver (CC)*	



*Protection class, input voltage and IP rating for CC luminaires vary from above table.



MODERN BALL simple midi | midi G/K | maxi | maxi G/K



CAT. N°		CAT. N°		CAT. N°		CAT. N°	
59835-M930-D0-00-12		59836-M930-D0-00-12		59873-M930-D0-00-12		59874-M930-D0-00-12	
POWER: 6W (L) 8.5W (M)		POWER: 6W (L) 8.5W (M)		POWER: 8W (L) 11.5W (M)		POWER: 8W (L) 11.5W (M)	
FLUX: 790lm - 1090lm		FLUX: 790lm - 1090lm		FLUX: 1170lm - 1610lm		FLUX: 1170lm - 1610lm	
CCT: 2700K (27) 3000K (30) 4000K (40)		CCT: 2700K (27) 3000K (30) 4000K (40)		CCT: 2700K (27) 3000K (30) 4000K (40)		CCT: 2700K (27) 3000K (30) 4000K (40)	
CC DRIVER: -		CC DRIVER: H		CC DRIVER: -		CC DRIVER: M	
CONTROL: ON/OFF (00) DALI (DA)		CONTROL: ON/OFF (00) DALI (DA) require driver (CC)*		CONTROL: ON/OFF (00) DALI (DA)		CONTROL: ON/OFF (00) DALI (DA) require driver (CC)*	

LUMINAIRE FINISHES

- WHITE -13 ○
- BLACK -12 ●
- GREY -84 ●
- TERRACOTTA -83 ●
- TAUPE -82 ●
- GOLD -19 ●

Modern Ball simple

SUSPENDED
surface p. 126
track p. 334
table p. 394
hermetic p. 412
system p. 464

Enhance interior acoustic comfort

AQfelt adds to acoustic comfort. The sound-absorbing felt used has acoustic parameters optimized for absorbing sounds over the range of frequencies that are essential for verbal communication. Due to this, it significantly contributes, among other things, to improving speech intelligibility and reducing the reverberation time. Better acoustics mean more comfortable indoor conditions!

AQfelt

Awarded products: all family



Awarded products: AQfelt-OVALL BALL LED suspended



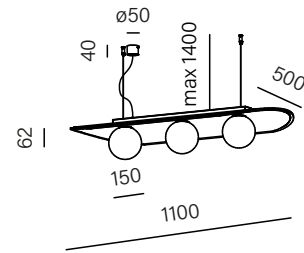
AQfelt-OVALL BALL LED suspended





PET midi LED spot | AQfelt OVAL Rafter points LED section suspended

AQfelt ovall ball



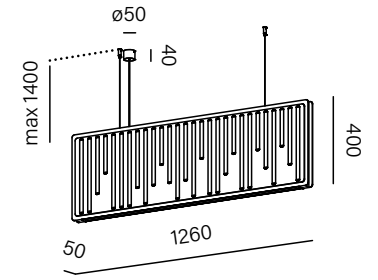
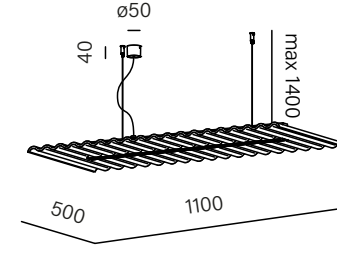
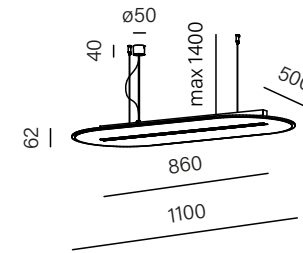
CAT. N°	
59899-M930-D0-00-A2	
POWER:	17.5W (L) 26W (M)
FLUX:	2380lm - 3290lm
OPTICS:	opal (D9)
CCT:	2700K (27) 3000K (30) 4000K (40)
CONTROL:	ON/OFF (00) DALI (DA) AQsmart (DB) switchDIM (SW)



AQfelt

SUSPENDED

AQfelt ovall | wave | stave



LIGHT SOURCE	CAT. N°	LIGHT SOURCE	CAT. N°	LIGHT SOURCE	CAT. N°
opal 860mm	59895-M930-D9-00-A2	opal 860mm	59899-M930-D9-00-A2	opal 1140mm	59898-M930-D9-00-A2
points 860mm	59896-M930-FB-00-A2	points 860mm	59900-M930-FB-00-A2	points 1140mm	59896-M930-FB-00-A2
POWER:	11W - 13W (L) 22W - 26W (M) 37W (H)	POWER:	11W - 13W (L) 22W - 26W (M) 37W (H)	POWER:	11W - 17W (L) 22W - 34.5W (M) 49.5W (H)
FLUX:	1330lm - 4650lm	FLUX:	1330lm - 4650lm	FLUX:	1330lm - 6200lm
OPTICS:		OPTICS:	opal (D9) points: 37° (F_) 50° (W_)	OPTICS:	
CCT:		CCT:	2700K (27) 3000K (30) 4000K (40)	CCT:	
CONTROL:		CONTROL:	ON/OFF (00) DALI (DA) AQsmart (DB) switchDIM (SW)	CONTROL:	




*for points

FINISHES DETAIL

graphite&black -G2

ash&black -A2



LUMINAIRE FINISHES

GRAPHITE&BLACK -G2

ASH&BLACK -A2

Efficient task lighting

ZAPROJEKTUJ
ARANŻACJE

Pet

Z KILKU




PET is a versatile range of fixtures renowned for its high efficiency and excellent technical parameters. In its suspended version, it excels as effective task lighting for work surfaces – such as tables, counters or receptions. Its slender, minimalistic form serves as a discreet accent in modern interiors, while the deeply set light source safeguards the user's eyes from glare. This makes PET a functional lighting solution suitable for both private and commercial spaces.

OPRĄW

Awarded products: PET LED mini | PET LED midi | PET LED maxi





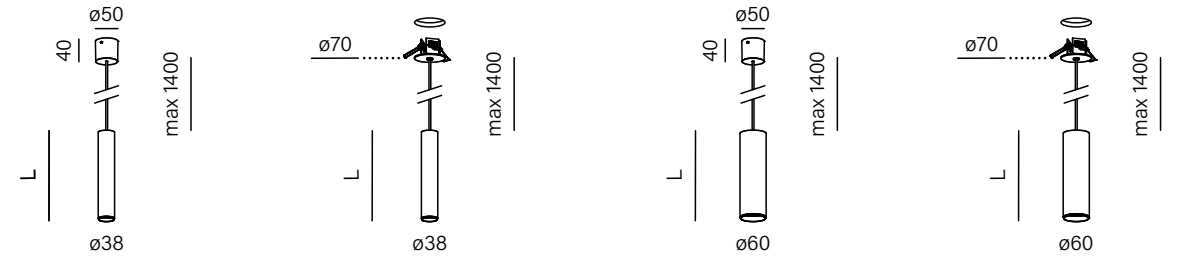


Pet mini & midi

SUSPENDED
surface p. 114
spot p. 302/310
track p. 302/310
wall p. 358
hermetic p. 434
system p. 464

PET

mini | mini G/K | midi | midi G/K




LENGTH	CAT. N°	CAT. N°	CAT. N°	CAT. N°
200mm	59769-M930-WB-00-12	59829-M930-WB-00-12	59772-M930-WB-00-12	59826-M930-WB-00-12
320mm	59770-M930-WB-00-12	59830-M930-WB-00-12	59773-M930-WB-00-12	59827-M930-WB-00-12
POWER:	4.5W (M)		8.5W (M)	
FLUX:	540lm		1140lm	
OPTICS:	20° (F_) 41° (W_)		18° (S_) 35° (F_) 50° (W_)	
CCT:	2700K (27) 3000K (30) 4000K (40)			
CC DRIVER:	-	E	-	J
CONTROL:	ON/OFF (00) require driver (CC)*		ON/OFF (00) Phase-Control (PH) DALI (DA) require driver (CC)*	

*only for G/K

ACCESSORY

honeycomb



RING FINISHES

- WHITE -_W- ○
- BLACK -_B- ●
- GREY -_A- ●
- TERRACOTTA -_R- ●
- TAUPE -_T- ●
- GOLD -_G- ●

LUMINAIRE FINISHES

- WHITE -13 ○
- BLACK -12 ●
- GREY -84 ●
- TERRACOTTA -83 ●
- TAUPE -82 ●
- GOLD -19 ●

*Protection class, input voltage and IP rating for CC luminaires vary from above table.

Data for standard LED product is shown for LED light source 3000K. Other variants are available on our website.

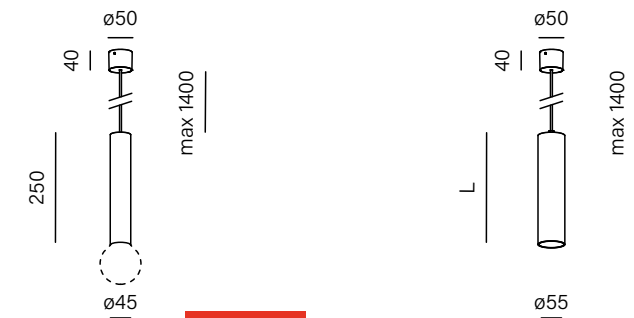


PET E27 suspended | MROOM LED exterior table

Pet GU10 & E27

SUSPENDED
recessed p. 054
surface p. 114
spot p. 310

PET E27 | GU10



CAT. N°	LENGTH	CAT. N°
59906-0000-U8-PH-12	170mm	50565-0000-U8-PH-12
	250mm	50566-0000-U8-PH-12

POWER: max: 50W
CONTROL: Phase-Control (PH)

light source not included
 *depending on the source



LUMINAIRE FINISHES

- WHITE -13 ○
- BLACK -12 ●
- GREY -84 ●
- TERRACOTTA -83 ●
- TAUPE -82 ●
- GOLD -19 ●

A proven way to illuminate tables stylishly

The MIDI / MAXI RING collection combines two key functions within one fixture. On one hand, it provides pleasant, softly diffused ambient light; on the other, it captivates attention with a striking, centrally placed dot element. This particular feature adds a distinctive look to the collection while discreetly concealing the light source from the observer's view. Thus, the fixture ensures the highest visual comfort, performing exceptionally well as table lighting or comfortable general lighting.

Ring

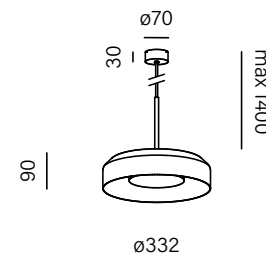




Ring dot

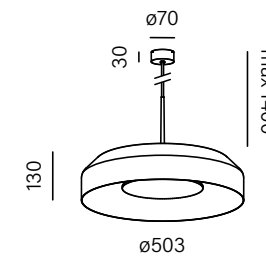
SUSPENDED
surface n. 136

RING dot midi | maxi



CAT. N°

59904-M930-DW-PH-12



CAT. N°

59903-M930-DW-PH-12

POWER:	14.5W (M)	25W (M)
FLUX:	2160lm	3830lm
CCT:	2700K (27) 3000K (30) 4000K (40)	
CONTROL:	Phase-Control (PH)	



- | | |
|-----------------------|---------------------------|
| INNER FINISHES | LUMINAIRE FINISHES |
| WHITE -_W- ○ | WHITE -13 ○ |
| BLACK -_B- ● | BLACK -12 ● |
| GREY -_A- ● | GREY -84 ● |
| TERRACOTTA -_R- ● | TERRACOTTA -83 ● |
| TAUPE -_T- ● | TAUPE -82 ● |
| GOLD -_G- ● | GOLD -19 ● |



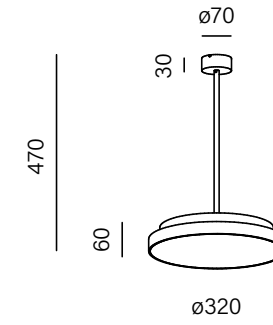
Stylish luminaire resistant to impact

The BLOS collection demonstrates that a fixture with technical parameters can also have a decorative character. Even on its own, BLOS serves well as general lighting or as additional lighting for smaller areas. Excellent efficiency with design touch makes it a functional solution suitable for both homes and public spaces.

Blos round

SUSPENDED
 surface p. 142
 track p. 330
 hermetic p. 414

BLOS round



CAT. N°

59864-M930-D9-00-12

POWER:	11.5W (L) 23W (M)
FLUX:	1725lm - 3260lm
CCT:	2700K (27) 3000K (30) 4000K (40)
CONTROL:	ON/OFF (00) switchDIM (SW) DALI (DA) Aqsmart (DB)



LUMINAIRE FINISHES


- WHITE -13 ○
- BLACK -12 ●
- GREY -84 ●
- TERRACOTTA -83 ●
- TAUPE -82 ●
- GOLD -19 ●

Thin Tube

Sleek design and outstanding performance

The THIN TUBE collection embodies visual lightness combined with excellent technical parameters. As a result, the fixture boasts high efficiency, providing ample light on work surfaces. THIN TUBE stands as a proven solution for office spaces, conference rooms or modern kitchens. Piotr Jagiełłowicz's timeless design, coupled with subtly rounded shapes, perfectly aligns with the latest trends.

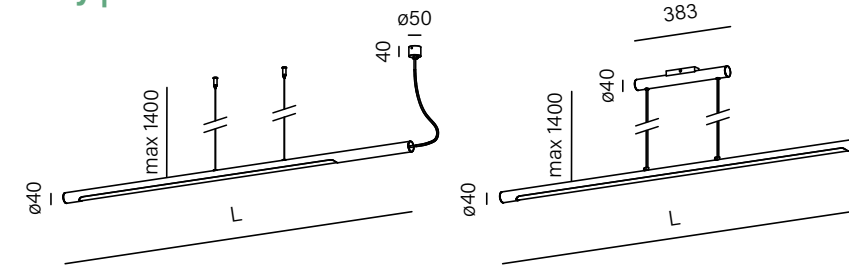




Thin Tube

SUSPENDED
wall p. 378
floor p. 398
hermetic p. 420

THIN TUBE asymmetry | central



LENGTH	CAT. N°	LENGTH	CAT. N°
1223mm	50581-M930-D9-00-12	963mm	50572-M930-D9-00-12
1500mm	50582-M930-D9-00-12	1523mm	50571-M930-D9-00-12
1783mm	50583-M930-D9-00-12		

POWER: 13W - 21.5W (L) | 26W - 43W (M)

FLUX: 1740lm - 5820lm

CCT: 2700K (27) | 3000K (30) | 4000K (40)

CONTROL: ON/OFF (00) | DALI (DA) | switchDIM (SW)



LUMINAIRE FINISHES

- WHITE -13 ○
- BLACK -12 ●
- GREY -84 ●
- TERRACOTTA -83 ●
- TAUPE -82 ●
- GOLD -19 ●

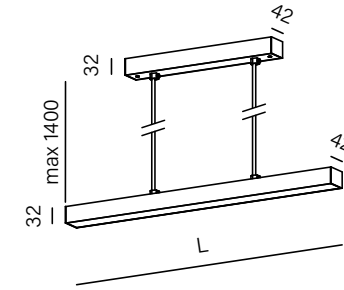


Efficient minimalism

Seeking minimalism and efficiency? Look no further than SET RAW mini which, despite its small size, handles illuminating rather significant spaces. SET RAW mini performs excellently above tables or kitchen islands while efficiently lighting entryways, relaxation areas or commercial circulation zones.



SET RAW mini



LENGTH	CAT. N°
580mm	50359-M930-D9-00-12
870mm	50361-M930-D9-00-12
1150mm	50363-M930-D9-00-12
1430mm	50365-M930-D9-00-12
1710mm	50367-M930-D9-00-12
1990mm	50369-M930-D9-00-12
POWER:	17W - 60W (M)
FLUX:	2320lm - 8140lm
CCT:	2700K (27) 3000K (30) 4000K (40)
CONTROL:	ON/OFF (00) switchDIM (SW)* DALI (DA)* AQsmart (DB)*

*from length 870mm



Set Raw mini

SUSPENDED
recessed p. 094
wall p. 376
hermetic p. 424

LUMINAIRE FINISHES


- WHITE -13 ○
- BLACK -12 ●

Merging aesthetics with ergonomic

LENS LINE is a fixture that combines compact dimensions with excellent technical parameters. Its subtle form conceals efficient LED light sources and lenses effectively limiting glare. Consequently, LENS LINE stands as a smart choice for task lighting, and with a beam angle exceeding 50°, a cluster of these fixtures can also serve as efficient general lighting.

Lens Line

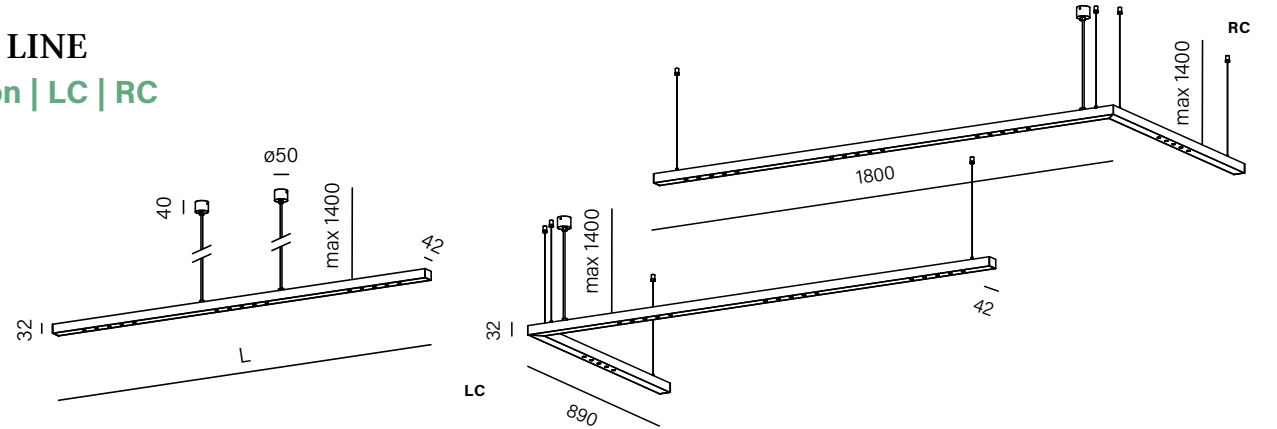




Lens Line

SUSPENDED
recessed, d. 082
surface, d. 164

LENS LINE section | LC | RC



LENGTH	CAT. N°	LC	CAT. N°	RC	CAT. N°
960mm	50282-M930-W3-00-12		50468-M930-W3-00-12		50444-M930-W3-00-12
1490mm	50284-M930-W3-00-12				
2020mm	50286-M930-W3-00-12				
POWER:	7W - 14.5W (L) 14.5W - 29.5W (M)		14.5W (L) 29.5W (M)		
FLUX:	900lm - 3370lm		1800lm - 3370lm		
OPTICS:	26° (F_) 54° (W_)				
CCT:	2700K (27) 3000K (30) 4000K (40)				
CONTROL:	ON/OFF (00) DALI (DA) AQsmart (DB) switchDIM (SW)				

Information about dimensions of optics placement within the luminaire are on [page 514](#).



LUMINAIRE FINISHES

- WHITE -13 ○
- BLACK -12 ●

Mixline

Multifunctional fixture for special tasks

The MIXLINE luminaire family proves that one fixture can serve multiple functions simultaneously. Its section with a cover provides comfortable, softly diffused general lighting, while the precise optics of the lens section ensure suitable intensity on the work surface. The slender linear form makes MIXLINE a subtle ornament in modern interiors.

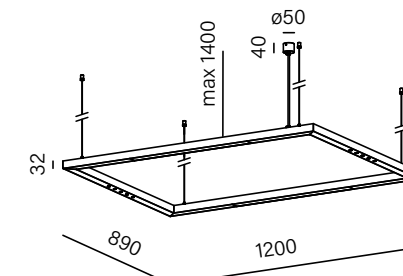
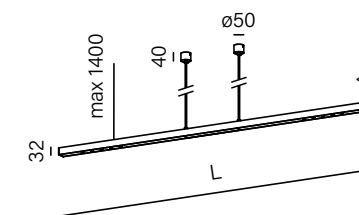
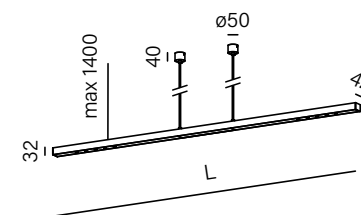




Mixline

SUSPENDED
recessed d. 090
surface d. 158
system d. 488

MIXLINE - | INV | 120x89 RT



LENGTH	CAT. N°	LENGTH	CAT. N°	CAT. N°
1600mm	50438-M930-W3-00-12	1670mm	50441-M930-W3-00-12	50443-M930-W3-00-12
1880mm	50439-M930-W3-00-12	1920mm	50442-M930-W3-00-12	
2160mm	50440-M930-W3-00-12			
POWER:	16W - 33W (M)	21W - 24.5W (M)	41.5W (M)	
FLUX:	2060lm - 4390lm	2770lm - 3220lm	5550lm	
OPTICS:	26° (F_) 54° (W_)			
CCT:	2700K (27) 3000K (30) 4000K (40)			
CONTROL:	ON/OFF (00) DALI (DA) Aqsmart (DB) switchDIM (SW)			


Information about dimensions of optics placement within the luminaire are on [page 514](#).



LUMINAIRE FINISHES

- WHITE -13 ○
- BLACK -12 ●

Rafter



Discover a proven office lighting solution

The RAFTER collection offers a functional solution tailored for both home and office spaces. In its opal version, it provides comfortable general lighting, while RAFTER points, with deeply set LEDs, precisely directs light onto the work surface. Thus, it serves as ultimate task lighting solution, ensuring the highest visual comfort for the user's eyes. Its balanced, linear form seamlessly fits the character of modern spaces, making the RAFTER fixture a stylish addition to any arrangement.



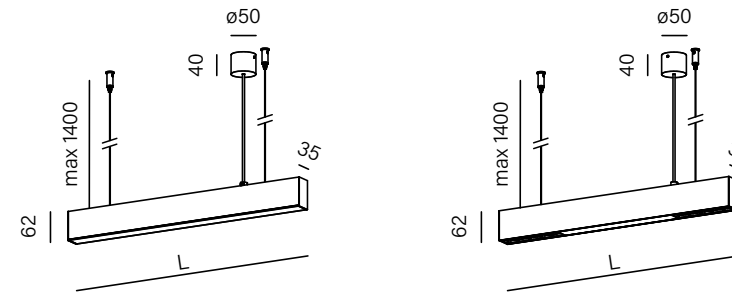


Rafter

SUSPENDED
 recessed d. 086
 surface d. 150
 spot d. 324
 track d. 324
 wall d. 380
 system d. 500

RAFTER LED

opal | points section



LENGTH	CAT. N°	LENGTH	CAT. N°
570mm	50600-M930-D9-00-12	537mm	50593-M930-WB-00-12
860mm	50601-M930-D9-00-12	936mm	50594-M930-WB-00-12
1140mm	50602-M930-D9-00-12	1335mm	50595-M930-WB-00-12
1420mm	50603-M930-D9-00-12	1734mm	50596-M930-WB-00-12
1700mm	50604-M930-D9-00-12		
1980mm	50605-M930-D9-00-12		
POWER: 8.5W - 30W (L) 17W - 60W (M) 25W - 87W (H)		7.5W - 18W (L) 14.5W - 37W (M)	
FLUX: 1160lm - 10860lm		880lm - 3940lm	
OPTICS: opal (D9)		37° (F_) 50° (W_)	
CCT: 2700K (27) 3000K (30) 4000K (40)			
CONTROL: ON/OFF (00) DALI (DA) Aqsmart (DB) switchDIM (SW)			

Information about dimensions of optics placement within the luminaire are on [page 514](#).



OPTICS FINISHES
 only for points

WHITE -_W- ○
 BLACK -_B- ●


LUMINAIRE FINISHES

WHITE -13 ○
 BLACK -12 ●

Fixture tailored to the rhythm of office spaces

The secret behind OPTIMA lies in its way of illumination. Task lighting emitted downwards effectively brightens the work surface, while the up&down version directs a strong, wide-scattered beam also ditrects. As a result, the light bounces off the ceiling, serving as general lighting. Ensuring suitable conditions, OPTIMA adeptly manages to independently illuminate the entire office. Moreover, if the layout involves two desks facing each other, one OPTIMA fixture of appropriate length efficiently illuminates both surfaces along with their surroundings.

Optima



MIDI RING rim LED surface | OPTIMA up&down LED suspended
AQform WAVE RAFTER points LED section suspended



What is most important when lighting office spaces? Efficiency and economy. Therefore, these two factors have been perfectly balanced in the luminaires of the OPTIMA series. The task light is emitted downwards, allowing to illuminate the desk top. In the up&down version, strong light with a very wide distribution is directed upwards, ensuring good illumination of the environment by means of the light reflected from the ceiling. Effective use of OPTIMA luminaires basically does not require a lighting design – a white ceiling, a 220cm installation height and selecting a length similar to the size of the desk is enough to avoid the need to use any additional lamps in the room.

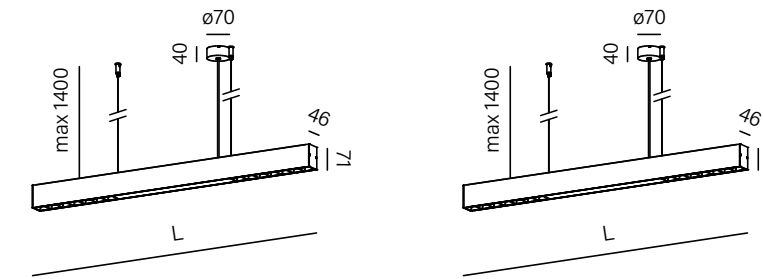
And if you have a set for two connected desks opposite each other, we have good news: one OPTIMA luminaire of the right length can handle such a challenge. Efficiently and economically.



Optima

SUSPENDED

OPTIMA LED - | up&down



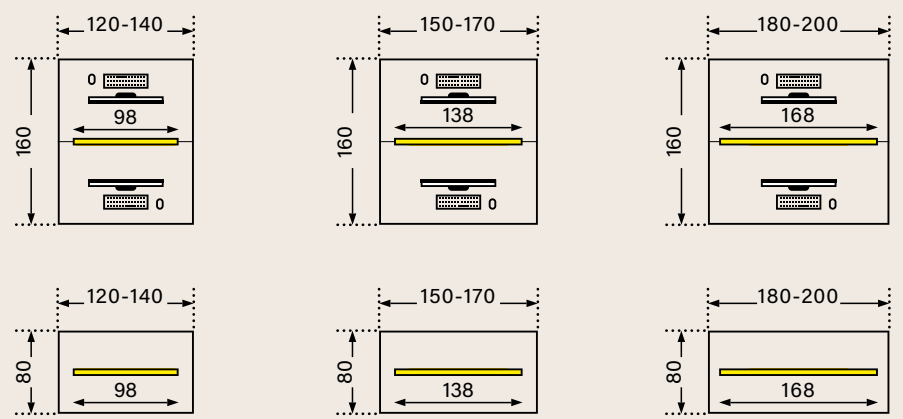

LENGTH	CAT. N°	CAT. N°
980mm	59886-M930-WB-00-12	59883-M930-WB-00-12
1380mm	59887-M930-WB-00-12	59884-M930-WB-00-12
1680mm	59888-M930-WB-00-12	59885-M930-WB-00-12
POWER:	21W (M)	51W (M)
FLUX:	2590lm	6750lm
OPTICS:	64° (W_)	
CCT:	2700K (27) 3000K (30)	
CONTROL:	ON/OFF (00) DALI (DA) Aqsmart (DB) switchDIM (SW)	

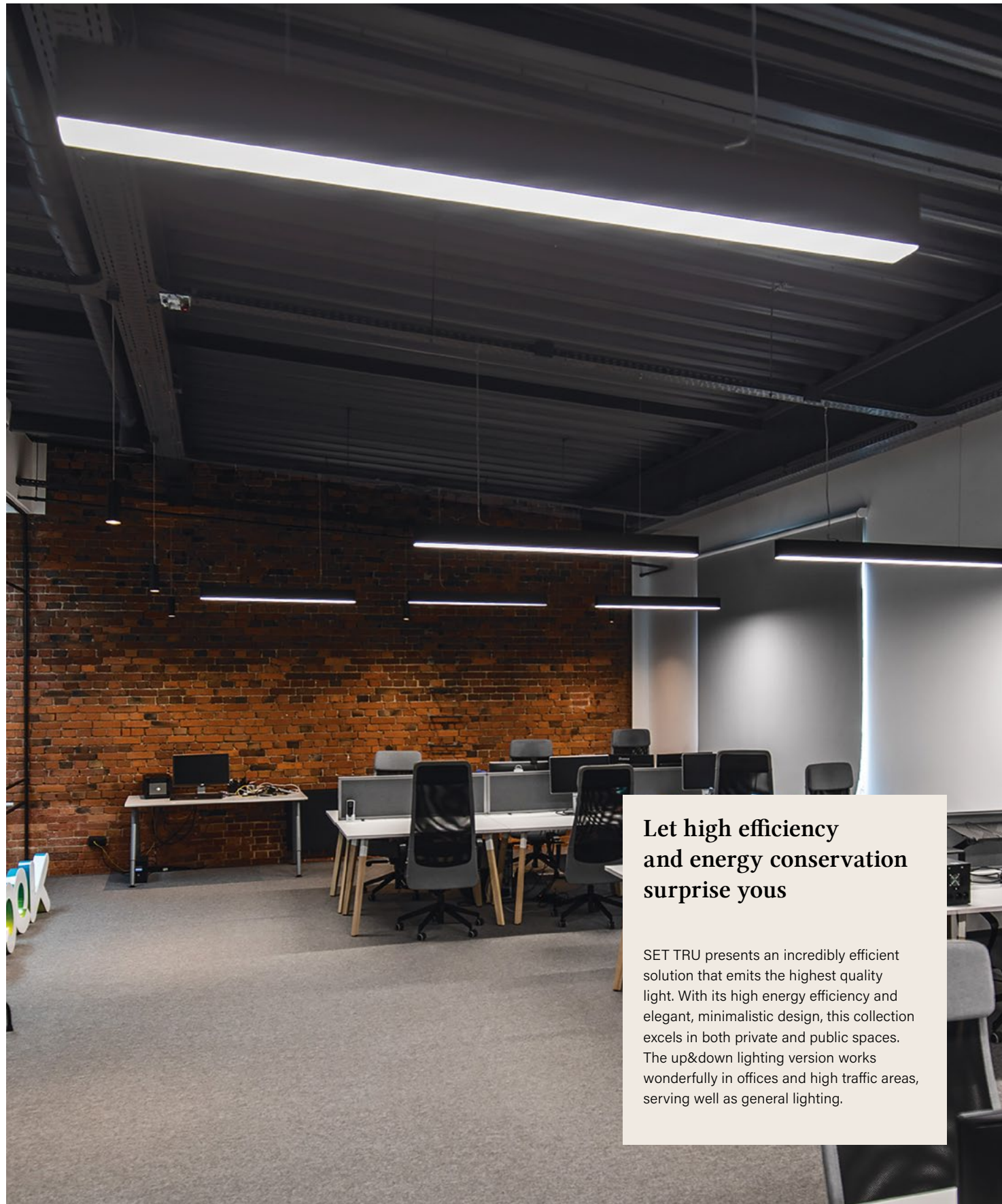
Information about dimensions of optics placement within the luminaire are on [page 514](#).



LUMINAIRE FINISHES

- WHITE -13 ○
- BLACK -12 ●





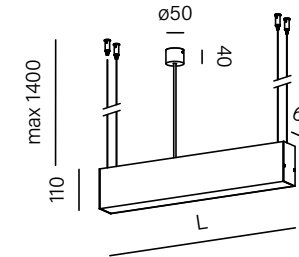
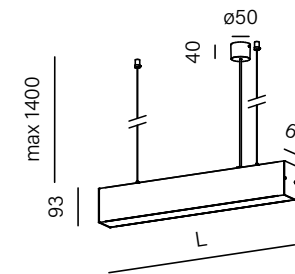
Let high efficiency and energy conservation surprise you

SET TRU presents an incredibly efficient solution that emits the highest quality light. With its high energy efficiency and elegant, minimalistic design, this collection excels in both private and public spaces. The up&down lighting version works wonderfully in offices and high traffic areas, serving well as general lighting.



SET TRU LED

opal | PRO | opal up&down | PRO up&down



LENGTH	CAT. N°	CAT. N°
570mm	54549-M930-D9-00-12	50184-M930-D9-00-12
860mm	54551-M930-D9-00-12	50185-M930-D9-00-12
1140mm	54553-M930-D9-00-12	50186-M930-D9-00-12
1420mm	54555-M930-D9-00-12	50187-M930-D9-00-12
1700mm	54557-M930-D9-00-12	50244-M930-D9-00-12
1980mm	54559-M930-D9-00-12	50245-M930-D9-00-12
POWER:	8.5 - 30W (L) 17W - 60W (M)	17W - 60W (L) 34.5W - 120.5W (M)
FLUX:	1160lm - 8140lm	2320lm - 16290lm
OPTICS:	opal (D9) microprism (D5)	
CCT:	2700K (27) 3000K (30) 4000K (40)	
CONTROL:	ON/OFF (00) DALI (DA) Aqsmart (DB) switchDIM (SW)	


¹for microprism (D5)

the opal version (D9) has a Tunable-White option available from length 1140mm

COVERS COMPARISON

regular (opal)

PRO (microprism)



Tru

SUSPENDED
recessed p. 096
surface p. 168
track p. 328
wall p. 382
hermetic p. 426
system p. 492

LUMINAIRE FINISHES

WHITE -13 ○
BLACK -12 ●



Efficient office lighting

The BIG SIZE family boasts excellent technical parameters, adjustable power and light output and a high colour rendering index. In its PRO version with a microprismatic diffuser it excels as office lighting, ensuring optimal visual comfort while maintaining high illumination levels on desks. Available in multiple sizes, BIG SIZE also flexibly adapts to the needs of domestic spaces or hotels.

Big Size



BIG SIZE: next round LED suspended | QRELED move track

„Oh la la!“ clothing boutique

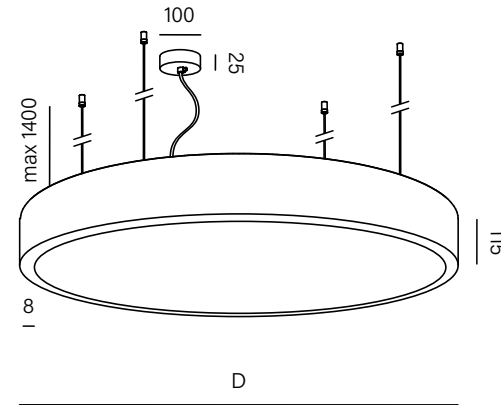
Design: F&MM DESIGN



BIG SIZE next round LED suspended



BIG SIZE next round LED
opal | PRO




DIAMETER	CAT. N°
450mm	59788-A930-D9-00-12
660mm	50259-A930-D9-00-12
960mm	50261-A930-D9-00-12
1220mm	50263-A930-D9-00-12
POWER:	10.5 - 130W (A)
FLUX:	1500lm - 19620lm
OPTICS:	opal (D9) microprism (D5)
CCT:	3000K (30) 4000K (40)
CONTROL:	ON/OFF (00) DALI (DA) Aqsmart (DB) switchDIM (SW)



*only for microprism (D5)
the opal version (D9) has a Tunable-White option available

COVERS COMPARISON

regular (opal) PRO (microprism)



LUMINAIRE FINISHES

- WHITE -13 ○
- BLACK -12 ●

Big Size next round

SUSPENDED
recessed d. 072
surface d. 146

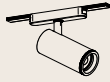



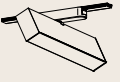
Track&Spot

~~SZYNO~~OPRZEWODY

I

REFLEKTORY

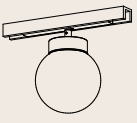
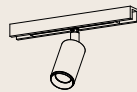
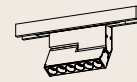
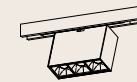
Index

FLATTRACK HYPER	MODERN BALL simple	PET mini	QRLED next	RAFTER
				
p. 314	p. 334	p. 302	p. 290	p. 324
new	new	new	new	new

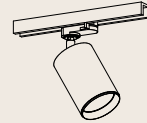
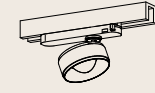
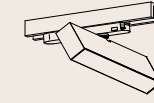
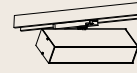
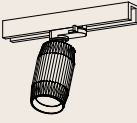
RAFTER mini	TUBE flex	TUBE stiff
		
p. 320	p. 296	p. 296
new	new	new

MULTITRACK HYPER	MODERN BALL simple	PET midi	PET mini	QRLED next
				
p. 314	p. 334	p. 310	p. 302	p. 290
				new

RAFTER	RAFTER mini	SET TRU mini	SET TRU mini points	TRIBA mini
				
p. 324	p. 320	p. 328	p. 328	p. 294
				new

MICROTRACK MODERN BALL simple	PET mini	RAFTER mini points	RAFTER points
			
p. 334	p. 302	p. 320	p. 324

TRACK BLOS round	HYPER	MODERN BALL simple	PET mini	PET midi
				
p. 330	p. 314	p. 334	p. 302	p. 310

PET maxi	QRLED next	RAFTER	SET TRU	TRIBA midi
				
p. 310	p. 290	p. 324	p. 328	p. 294
	new			new

SPOT HYPER	PET GU10	PET maxi	PET midi	PET mini
				
p. 314	p. 310	p. 310	p. 310	p. 302

QRLED next	RAFTER	TRIBA
		
p. 290	p. 324	p. 294
new		new



Tracks – a way to achieve well-adapted lighting

Lighting tracks are very flexible solutions. Their main advantages are powering many luminaires from one point and the ability to easily change the arrangement and number of luminaires. They are perfect for shops, galleries and restaurants, but also for residential interiors.

MULTITRACK models are distinguished by their simple form and safe voltage of 48V inside the track. They can be mounted not only on the ceiling, but also on the wall, within easy reach.

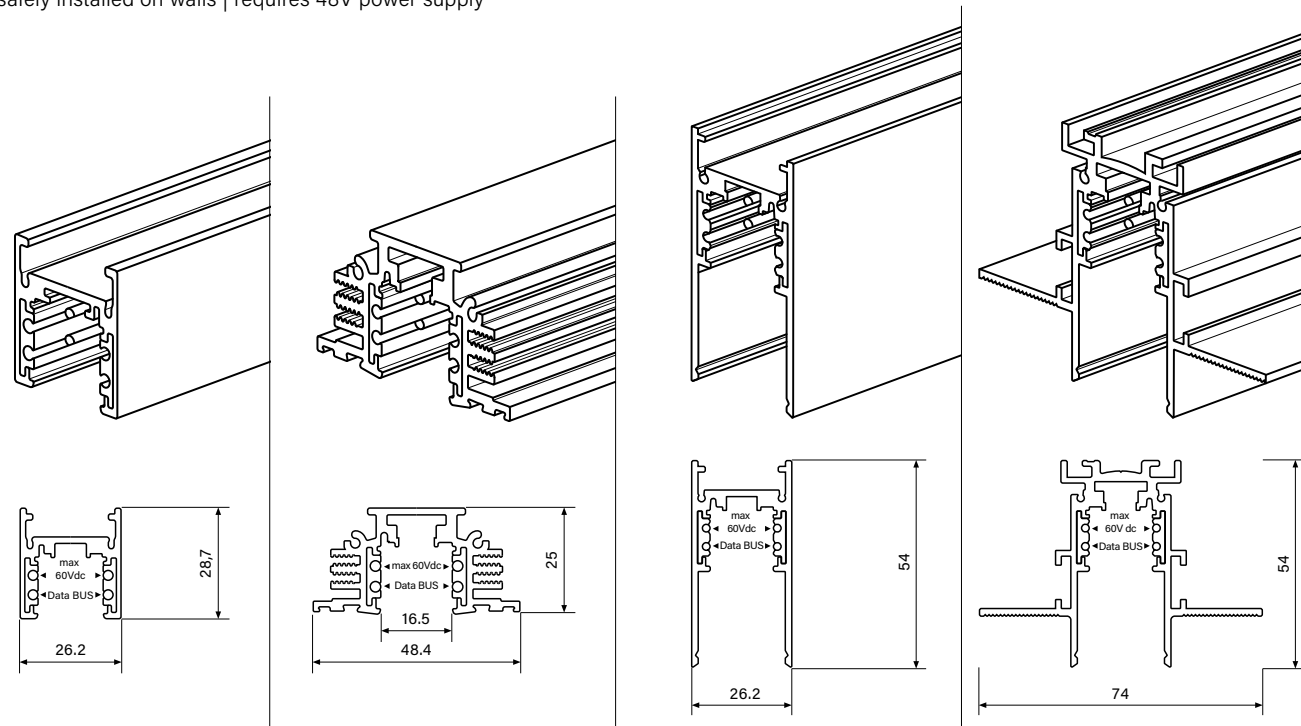
MULTITRACK ST6 is a surface-mounted version with a shorter track height. It can also be used as a suspended solution. ST3 is a recessed variant. In both cases, the frame adapters are flush with the edge of the track. Higher versions – surface-mounted ST2 and recessed ST5 – are solutions in which the linear fixtures are completely hidden in the track.

3F tracks are very popular systems. They are available in a surface-mounted version (which, when supplemented with cable slings, will serve as a suspended version), as well as a recessed version, available to order. 3F tracks are also available in the DALI version.

MULTITRACK

surface | recessed | high surface | high recessed

48V | max 3 metres in one piece | ON-OFF (one or two circuits) | DALI
Can be safely installed on walls | requires 48V power supply



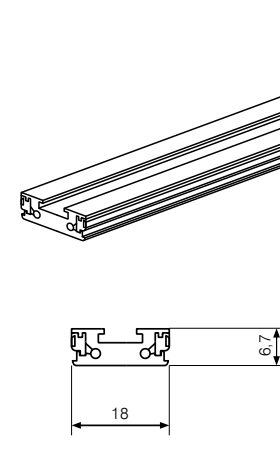
FLATTRACK

surface

48V | max 3 metres in one piece | ON-OFF
Extremely thin | can be safely installed on walls
Requires 48V power supply | DALI version coming soon

Best for homes, restaurants, small exhibitions

new

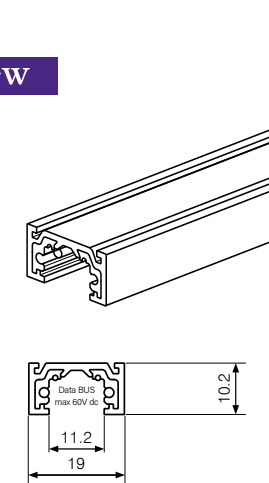


MICROTRACK

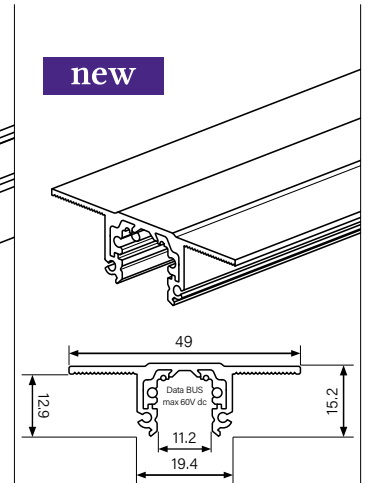
surface | recessed

48V | max 2 metres in one piece | ON-OFF | DALI
Extremely thin | can be safely installed on walls
Requires 48V power supply

new



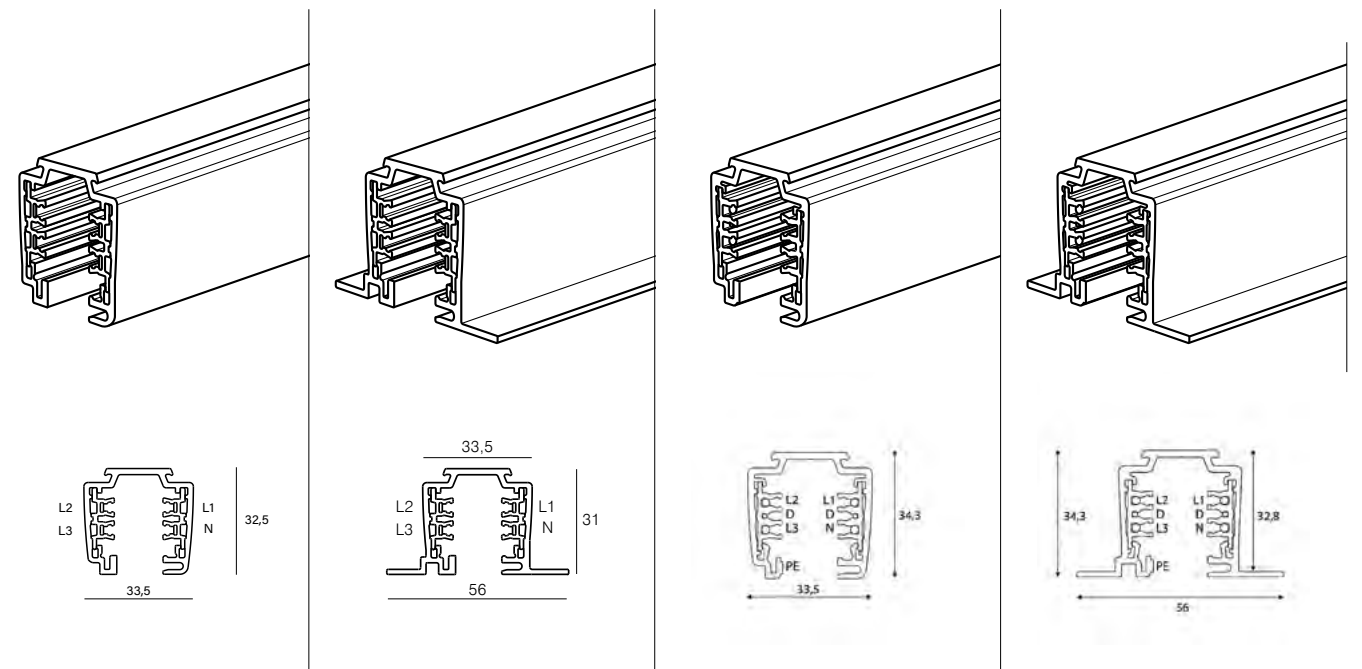
new



TRACK

3F surface | 3F recessed | DALI surface | DALI recessed

230V | max 3 metres in one piece | ON-OFF (three circuits) | DALI



Multitrack & High Multitrack

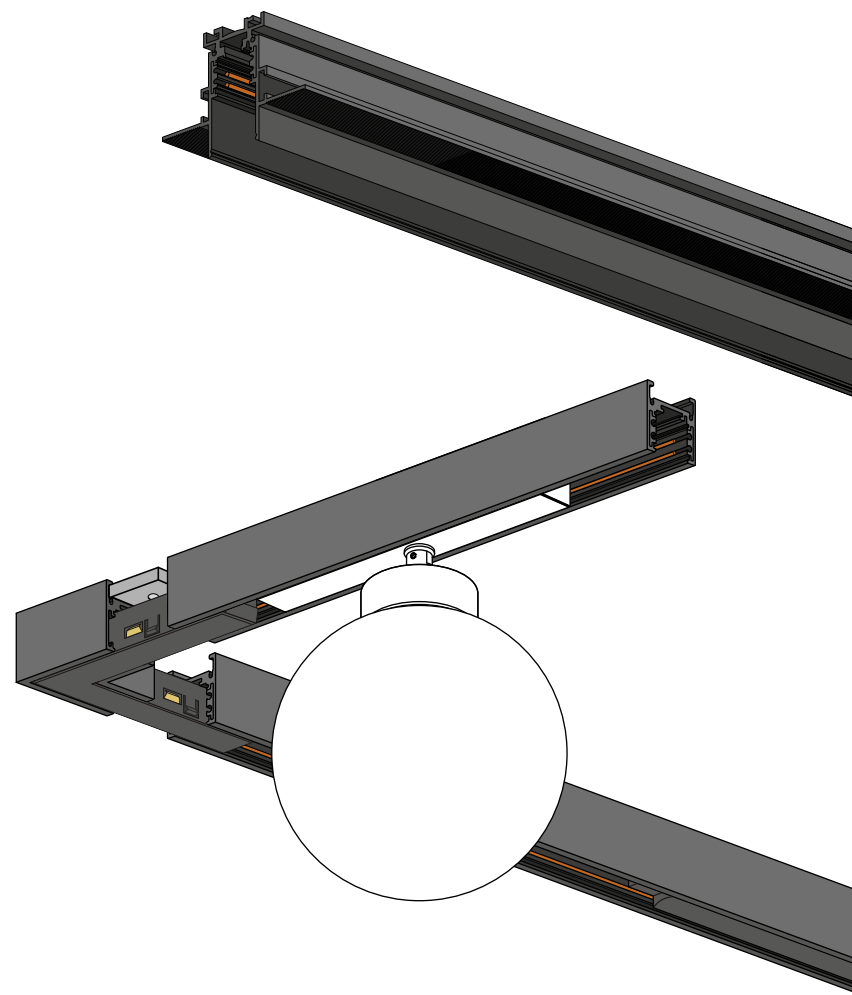
Flexibility in a simple form

The MULTITRACK system is available in surface-mounted, suspended and recessed versions, as well as in two depths.

Available accessories and connectors allow you to create complex systems, even with a direct transition from the ceiling to the wall.

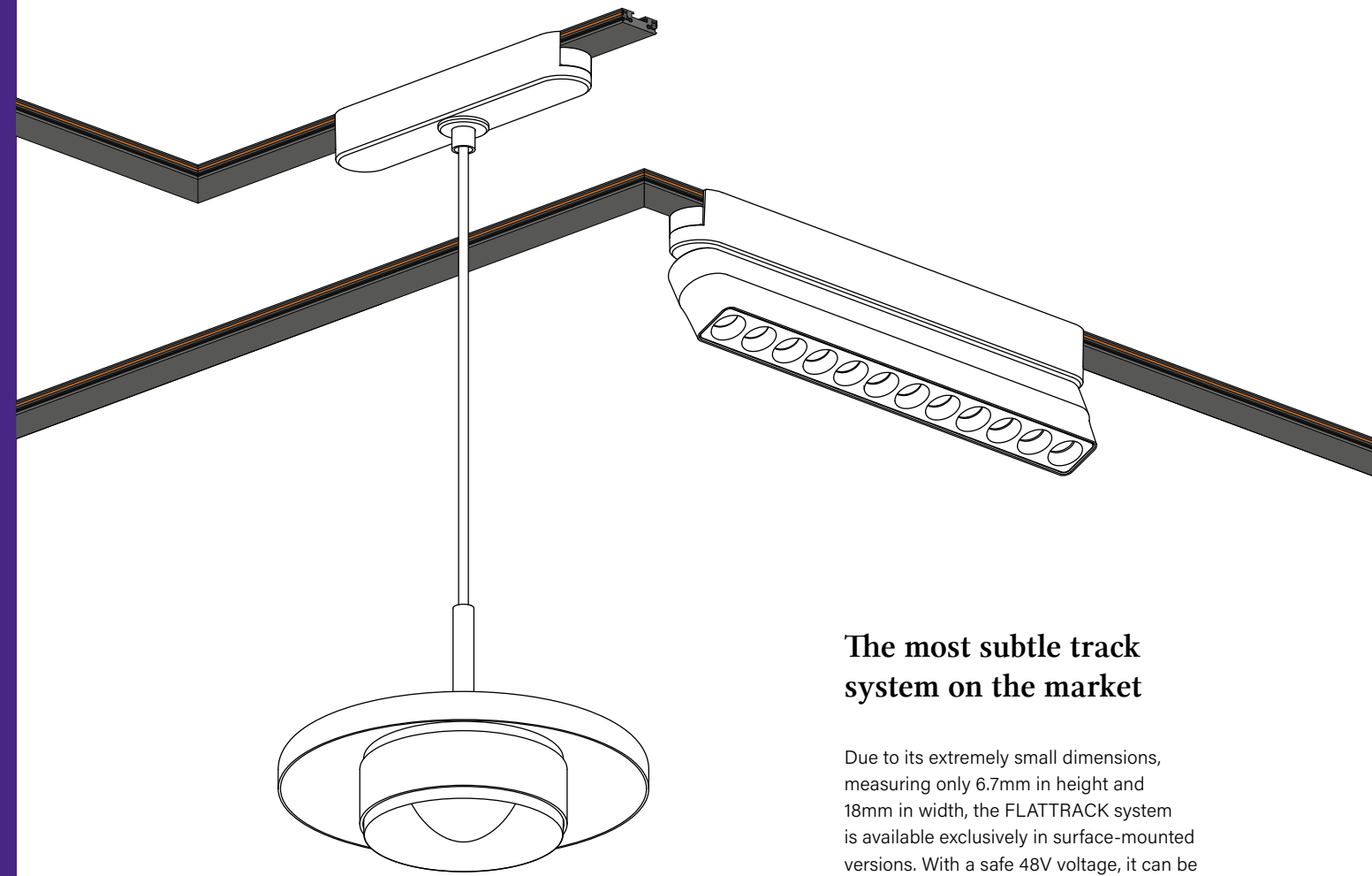
There is a safe voltage of 48V inside the track, so the MULTITRACK system can also be used in places within easy reach.

The MULTITRACK system requires a separate power supply. It can be installed in a suspended ceiling or in built-in furniture. Another solution is to use the power supply in a surface-mounted box mounted on the ceiling and constituting an extension of the track. There is also a power supply plugged directly into the track (exactly the same as the luminaires), as well as a power supply mounted on a DIM track in the distribution box. There are plenty of possibilities. Each of them requires slightly different electrical installation.



NEW PRODUCT

Flattrack



The most subtle track system on the market


Due to its extremely small dimensions, measuring only 6.7mm in height and 18mm in width, the FLATTRACK system is available exclusively in surface-mounted versions. With a safe 48V voltage, it can be confidently installed on walls.

With lengths of tracks reaching up to 3m, a set of accessories and a wide selection of lighting fixtures for the FLATTRACK system, there is flexibility to create diverse arrangements within interiors.

Copper wires run along the sides of the tracks, graphite-coated, making this system not only exceptionally discreet but also aesthetically pleasing.

Microtrack

NEW PRODUCT



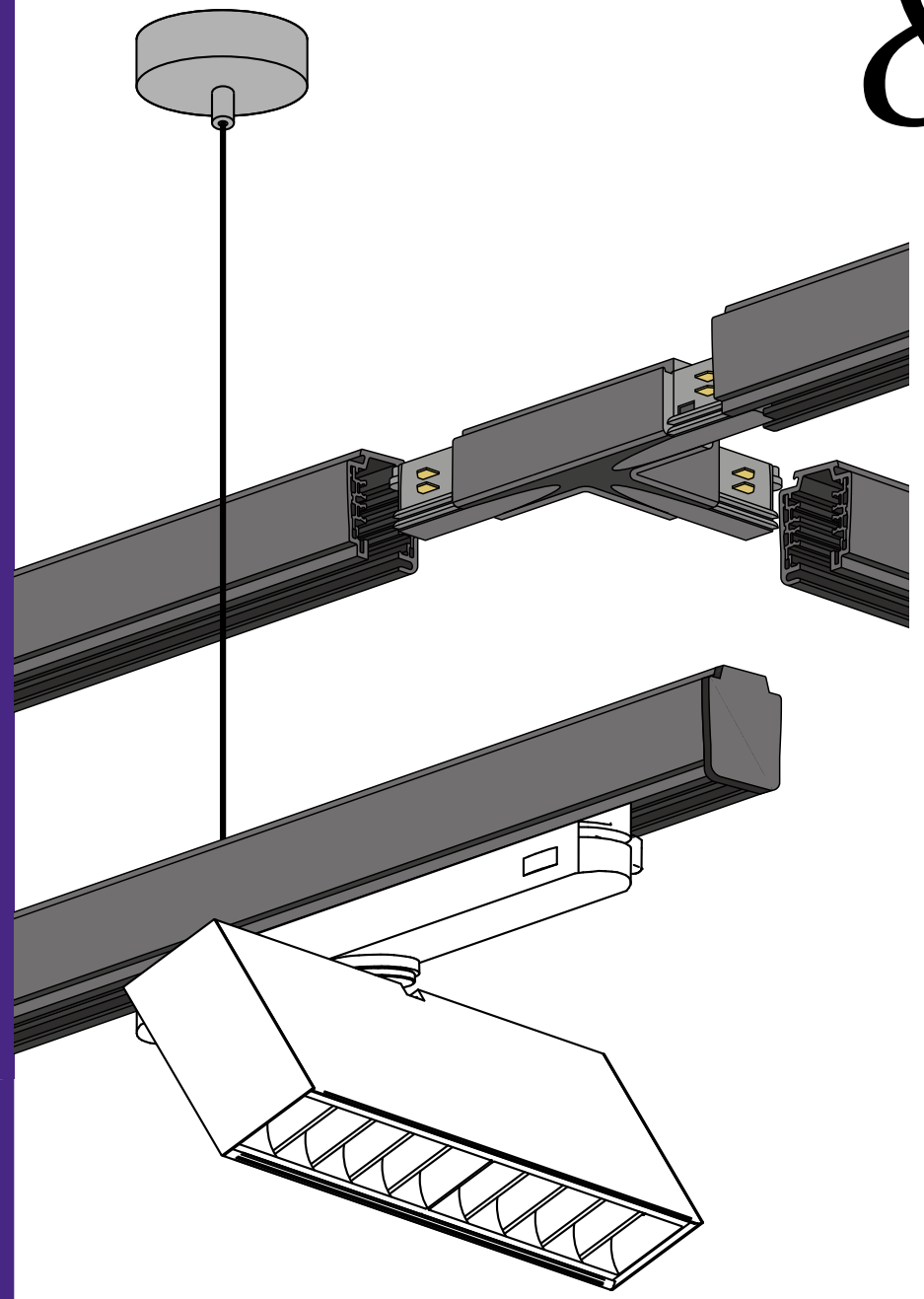

Exceptionally discreet form with numerous possibilities

The track systems of the MICROTRACK are available in both recessed and surface-mounted versions. Their compact dimensions allow for the creation of exceptionally subtle compositions on the walls and ceilings.

Lighting fixture adapters are inserted into the middle of the track, seamlessly integrating with the discreet line of the tracks themselves. A complete set of accessories and a wide selection of fixtures provide ample creative freedom.

Safe 48V voltage allows for convenient installation within reach. It requires the use of a separate power supply, available in various versions - with a surface-mounted box for installation in a suspended ceiling, as well as for installation in a distribution box.

Track 3F & Dali



3F tracks combine flexibility, minimalistic design and affordable price

They are powered by 230V, so to connect them, all you need is a standard cable on the ceiling and a power terminal or one of the connectors with the possibility of connecting the power supply (straight connector, "L", "T" or "X").

They make it possible to divide lighting fixtures into up to three circuits so that they work independently. This requires a 5-wire cable between the wall switches and the track connection.

They are made of aluminum profile painted black (RAL 9005) or white (RAL 9003).

Standard tracks for demanding interiors

The DALI version of the 3F tracks is intended for interiors where a wired digital control system based on the DALI protocol is used. This solution allows for independent addressing of the luminaires. In other words, it is possible to program light scenes, dim luminaires and combine them into groups.

The 3F DALI tracks requires the use of fixtures in the DALI control version, as well as appropriate installation and the use of properly selected automation.

Next is a new version
of the popular family
of luminaires

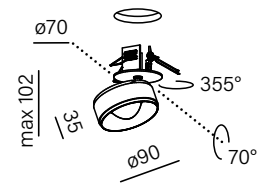
Small size, high light parameters and high
light efficiency make QRLED an extremely
aesthetic and effective way to provide
a well-lit interior.

NEW PRODUCT

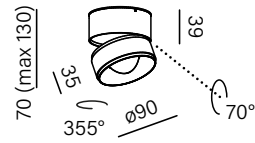
Qrled



QRLED next
G/K spot | spot



new



new

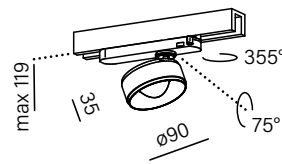
CAT. N°	CAT. N°
16480-M930-W3-00-12	16487-M930-W3-00-12
POWER:	6W (L) 8.5W (M)
FLUX:	790lm - 1090lm
CCT:	52° (W_)
OPTICS:	2700K (27) 3000K (30) 4000K (40)
CC DRIVER:	H -
CONTROL:	ON/OFF (00) Phase-Control (PH) DALI (DA) require driver (CC)*

NEW PRODUCT

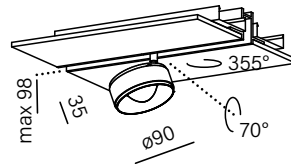
Qrled next

TRACK&SPOT
recessed p. 044
suspended p. 200

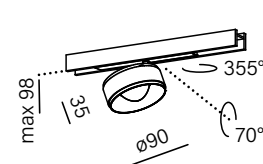
QRLED next
track | high multitrack | multitrack | suspended multitrack



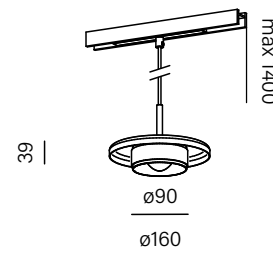
new



new



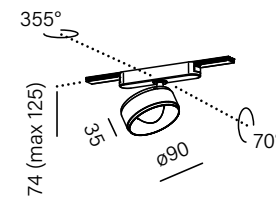
new



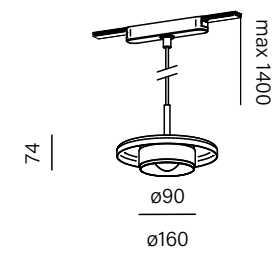
new

CAT. N°	CAT. N°	CAT. N°	CAT. N°
16486-M930-W3-00-12	16483-M930-W3-00-12	16484-M930-W3-00-12	16485-M930-W3-00-12
POWER:	6W (L) 8.5W (M)		
FLUX:	790lm - 1090lm		
OPTICS:	52° (W_)		
CCT:	2700K (27) 3000K (30) 4000K (40)		
CONTROL:	ON/OFF (00) DALI (DA)	ON/OFF (00) DALI (DA) ON/OFF second circuit (01)	ON/OFF (00) DALI (DA)

QRLED next
flattrack | suspended flattrack



new



new

CAT. N°	CAT. N°
16496-M930-W3-00-12	16497-M930-W3-00-12
POWER:	6W (L) 8.5W (M)
FLUX:	790lm - 1090lm
OPTICS:	52° (W_)
CCT:	2700K (27) 3000K (30) 4000K (40)
CONTROL:	ON/OFF (00)

LUMINAIRE FINISHES

- WHITE -13 ○
- BLACK -12 ●
- GREY -84 ●
- TERRACOTTA -83 ●
- TAUPE -82 ●
- GOLD -19 ●
- MIX -06 ●



NEW PRODUCT

Triba



Decorative form and precise light

TRIBA is precise optics and high quality of light enclosed in a decorative, three dimensional form.

Two diameters, lighting angles from 18 to 50°, luminous flux from 510 to 1210lm allow you to easily select the appropriate luminaire model.

High light parameters, including CRI>90 (or even CRI>95 on request) and uniform light colour (SDCM3) will ensure the highest quality lighting. And the expressive, milled shape will add character to the interior. TRIBA attracts attention and shines well.



TRIBA mini LED multitrack
TRIBA midi 9 E27 suspended
IKT round E27 wall

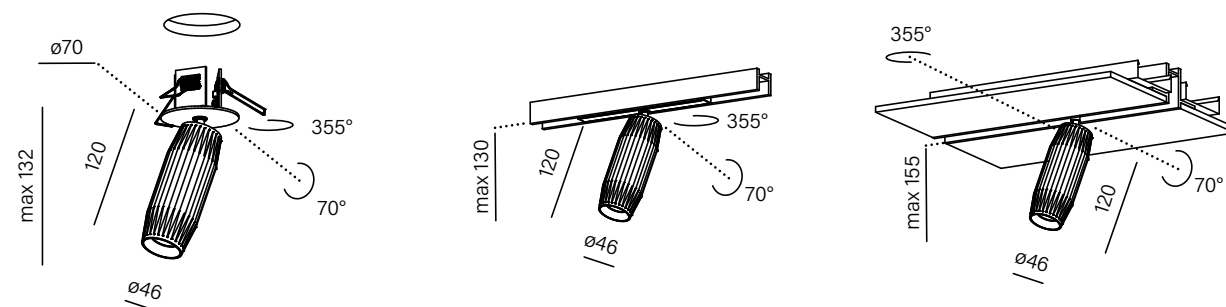
NEW PRODUCT

Triba

TRACK&SPOT
surface p. 106
suspended p. 204
wall p. 344

TRIBA mini LED

G/K spot | multitrack | high multitrack



new

new

new

CAT. N°	CAT. N°	CAT. N°
16476-M930-FB-00-12	16474-M930-FB-00-12	16475-M930-FB-00-12
POWER:	4.5W (M)	
FLUX:	540lm	
CCT:	20° (F_) 41° (W_)	
OPTICS:	2700K (27) 3000K (30) 4000K (40)	
CC DRIVER:	E	-
CONTROL:	ON/OFF (00) require driver (CC)*	ON/OFF (00) ON/OFF second circuit (01) DALI (DA)

ACCESSORY

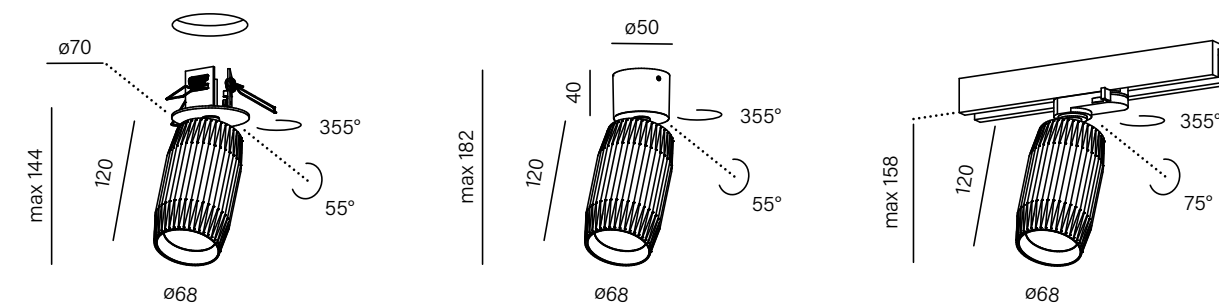
honeycomb



*Protection class, input voltage and IP rating for CC luminaires vary from above table.

TRIBA midi LED

G/K spot | spot | track



new

new

new

CAT. N°	CAT. N°	CAT. N°
16478-M930-FB-00-12	16477-M930-FB-00-12	16479-M930-FB-00-12
POWER:	8.5W (M)	
FLUX:	1140lm	
CCT:	18° (S_) 35° (F_) 50° (W_)	
OPTICS:	2700K (27) 3000K (30) 4000K (40)	
CC DRIVER:	J	-
CONTROL:	ON/OFF (00) Phase-Control (PH) DALI (DA) require driver (CC)*	ON/OFF (00) Phase-Control (PH) DALI (DA) AQsmart (DB)

RING FINISHES

- WHITE -_W- ○
- BLACK -_B- ●
- GREY -_A- ●
- TERRACOTTA -_R- ●
- TAUPE -_T- ●
- GOLD -_G- ●

LUMINAIRE FINISHES

- WHITE -13 ○
- BLACK -12 ●
- GREY -84 ●
- TERRACOTTA -83 ●
- TAUPE -82 ●
- GOLD -19 ●

*Protection class, input voltage and IP rating for CC luminaires vary from above table.

Data for standard LED product is shown for LED light source 3000K. Other variants are available on our website.



TUBE flex 200 LED flattrack | RAFTER mini 23 LED flattrack

A functional way to break the monotony

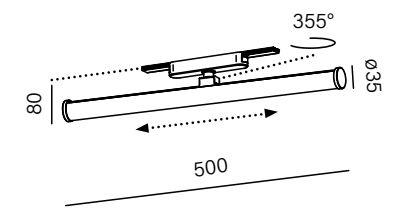
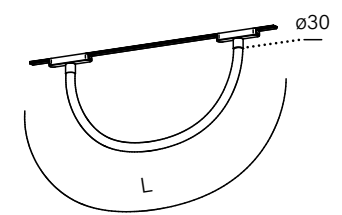
If you value a touch of individualism and general lighting – this fixture is for you. The luminous flexible tube not only catches the eye but gently illuminates the entire room. The option to connect it to one or two track systems invites you to play with its inherently variable form. Create luminous compositions during design or even during installation that will add dynamism to the space.

NEW PRODUCT

Tube

TRACK&SPOT

TUBE flattrack flex | stiff



new

new

LENGTH	CAT. N°	LENGTH	CAT. N°
1000mm	16506-M930-D9-00-12	500mm	16505-M930-D9-00-12
2000mm	16507-M930-D9-00-12		
POWER: 9W - 18W (M)		8.5W (M)	
FLUX: 1280lm - 2560lm		1070lm	
CCT: 2700K (27) 3000K (30)			
CONTROL: ON/OFF (00)			



LUMINAIRE FINISHES

- WHITE -13 ○
- BLACK -12 ●

Delicate form and good light

FORMA

I MOC
DO

Pet

The PET mini model provides a sufficiently large luminous flux to highlight the most interesting elements in the interior. Carefully designed optics of PET luminaires as well as appropriately selected light parameters allow for low glare in the interior and high visual comfort.

Thanks to high levels of luminous flux and various lighting angles, PET luminaires are perfect for many applications: in homes, shops and public spaces. They can be equipped with optional accessory – a honeycomb. PET frames are available in many colour versions, including mixed versions in which the decorative ring is a different colour than the body. For supporters of more classical solutions, we have a version with a traditional light source with an equally minimalistic design.

ŚWIĘCENIA


Awarded products: PET LED mini | PET LED midi | PET LED maxi





Mojo Lounge, Zielona Góra

PET mini LED multitrack



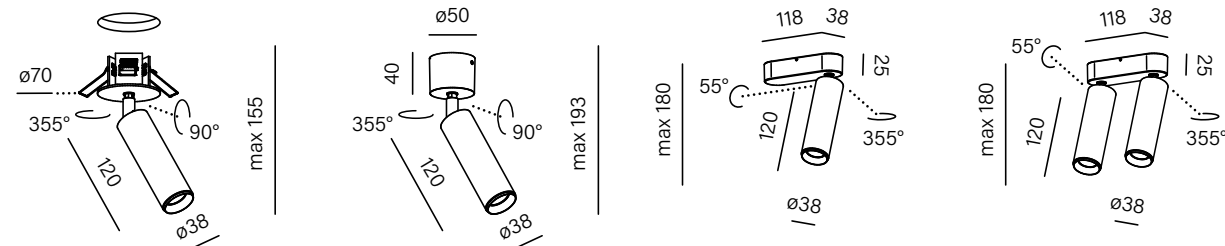
PET mini LED multitrack



Mojo Lounge, Zielona Góra

Design: Fanajlo Home Design Decor Photo: Krzysztof Strażyński STUDIO

PET mini
G/K spot | spot | E x1 spot | E x2 spot



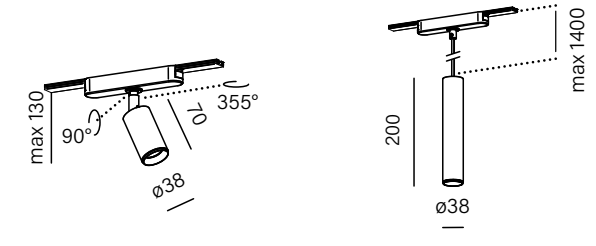
new

new

CAT. N°	CAT. N°	CAT. N°	CAT. N°
16413-M930-WB-00-12	16359-M930-WB-00-12	16469-M930-FB-00-12	16470-M930-FB-00-12
POWER:	4.5W (M)	8.5W (M)	
FLUX:	540lm	970lm	
CCT:	20° (F_) 41° (W_)		
OPTICS:	2700K (27) 3000K (30) 4000K (40)		
CC DRIVER:	E	-	
CONTROL:	ON/OFF (00) require driver (CC)*	ON/OFF (00)	



PET mini
flattrack | suspended flattrack



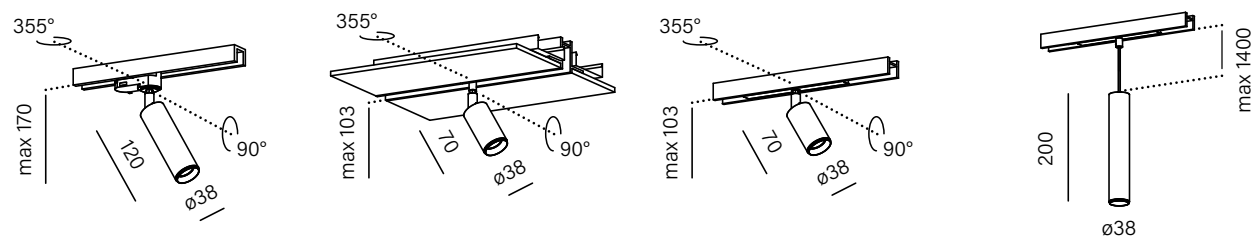
new

new

CAT. N°	CAT. N°
16495-M930-FB-00-12	16494-M930-FB-00-12
POWER:	4.5W (M)
FLUX:	540lm
OPTICS:	20° (F_) 41° (W_)
CCT:	2700K (27) 3000K (30) 4000K (40)
CONTROL:	ON/OFF (00)



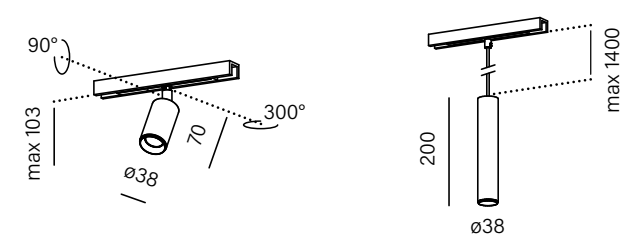
PET mini
track | high multitrack | multitrack | suspended multitrack



CAT. N°	CAT. N°	CAT. N°	CAT. N°
16358-M930-FB-00-12	16435-M930-FB-00-12	16367-M930-FB-00-12	16369-M930-FB-00-12
POWER:	4.5W (M)		
FLUX:	540lm		
OPTICS:	20° (F_) 41° (W_)		
CCT:	2700K (27) 3000K (30) 4000K (40)		
CONTROL:	ON/OFF (00)	ON/OFF (00) ON/OFF second circuit (01) DALI (DA)	



PET mini
microtrack | suspended microtrack



CAT. N°	CAT. N°
16436-M930-FB-00-12	16434-M930-FB-00-12
POWER:	4.5W (M)
FLUX:	540lm
OPTICS:	20° (F_) 41° (W_)
CCT:	2700K (27) 3000K (30) 4000K (40)
CONTROL:	ON/OFF (00) DALI (DA)



Pet mini

TRACK&SPOT
surface p. 114
suspended p. 236
wall p. 358
system p. 464

ACCESSORY
honeycomb



- | | |
|----------------------|---------------------------|
| RING FINISHES | LUMINAIRE FINISHES |
| WHITE -_W- ○ | WHITE -13 ○ |
| BLACK -_B- ● | BLACK -12 ● |
| GREY -_A- ● | GREY -84 ● |
| TERRACOTTA -_R- ● | TERRACOTTA -83 ● |
| TAUPE -_T- ● | TAUPE -82 ● |
| GOLD -_G- ● | GOLD -19 ● |





NOWOCZESNY

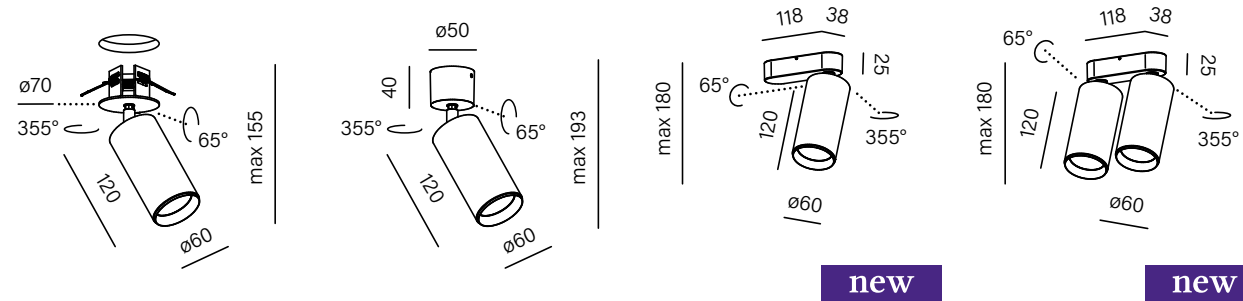


STYL





PET midi
G/K spot | spot | E x1 spot | E x2 spot

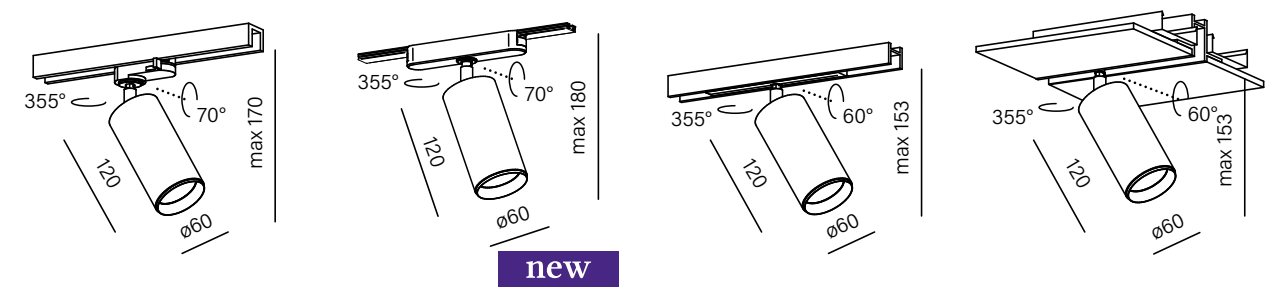


new **new**

CAT. N°	CAT. N°	CAT. N°	CAT. N°
16412-M930-FB-00-12	16363-M930-FB-00-12	16467-M930-FB-00-12	16468-M930-FB-00-12
POWER:	8.5W (M)		17W (M)
FLUX:	1140lm		2290lm
CCT:	18° (S_) 35° (F_) 50° (W_)		
OPTICS:	2700K (27) 3000K (30) 4000K (40)		
CC DRIVER:	-		
CONTROL:	ON/OFF (00) Phase-Control (PH) DALI (DA)* require driver (CC)*		

*only for G/K spot

PET midi
track | flattrack | multitrack | high multitrack



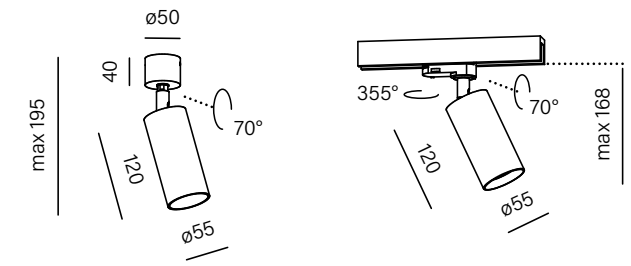
new

CAT. N°	CAT. N°	CAT. N°	CAT. N°
16362-M930-FB-00-12	16493-M930-FB-00-12	16366-M930-FB-00-12	16433-M930-FB-00-12
POWER:	8.5W (M)		
FLUX:	1140lm		
CCT:	18° (S_) 35° (F_) 50° (W_)		
OPTICS:	2700K (27) 3000K (30) 4000K (40)		
CONTROL:	ON/OFF (00) Phase-Control (PH) DALI (DA) Aqsmart (DB)	ON/OFF (00)	ON/OFF (00) ON/OFF second circuit (01) DALI (DA)



*Protection class, input voltage and IP rating for CC luminaires vary from above table.

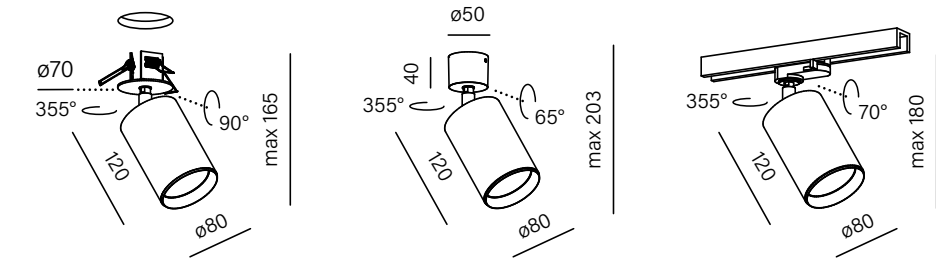
PET GU10
spot | track



CAT. N°	CAT. N°
10045-0000-U8-PH-12	12548-0000-U8-PH-12
POWER:	max: 50W
CONTROL:	Phase-Control (PH)

light source not included

PET maxi
G/K spot | spot | track



CAT. N°	CAT. N°	CAT. N°
16414-M930-FB-00-12	16371-M930-FB-00-12	16370-M930-FB-00-12
POWER:	11.5W (L) 17W (M)	11.5W (L) 17W (M) 20.5W (H)
FLUX:	1610lm - 2260lm	1610lm - 2670lm
CCT:	19° (S_) 32° (F_)	
OPTICS:	2700K (27) 3000K (30) 4000K (40)	
CC DRIVER:	N	
CONTROL:	ON/OFF (00) Phase-Control (PH) DALI (DA)* Aqsmart (DB)* require driver (CC)*	


*only for G/K spot and track | * only for track | *only for G/K spot

*Protection class, input voltage and IP rating for CC luminaires vary from above table.

Pet midi maxi & GU10

TRACK&SPOT
surface p. 114
suspended p. 236
wall p. 358
exterior p. 434
system p. 464

ACCESSORY
honeycomb



RING FINISHES
not applicable PET GU10

- WHITE -_W- ○
- BLACK -_B- ●
- GREY -_A- ●
- TERRACOTTA -_R- ●
- TAUPE -_T- ●
- GOLD -_G- ●

LUMINAIRE FINISHES

- WHITE -13 ○
- BLACK -12 ●
- GREY -84 ●
- TERRACOTTA -83 ●
- TAUPE -82 ●
- GOLD -19 ●

Flexibility at its best

HYPHER zoom allows you to change the angle using a rotating ring. The 20-45° range makes it possible to highlight various surfaces and objects located in different places in the room.

Hyper zoom in the track version is an extremely flexible solution for a variety of applications, both in private and commercial interiors.

Hyper



HYPHER zoom LED multitrack | IKI E27 suspended

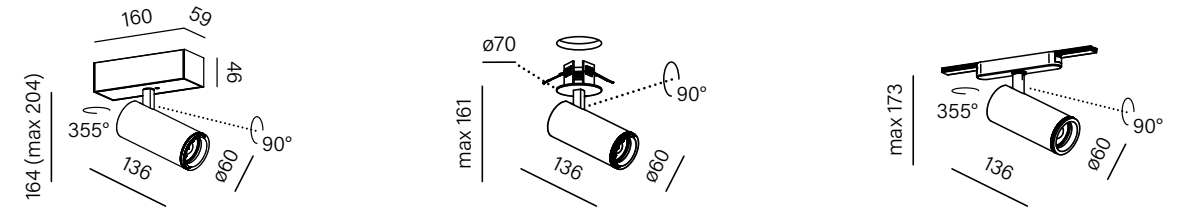
Hyper

TRACK&SPOT



HYPHER maxi zoom LED track

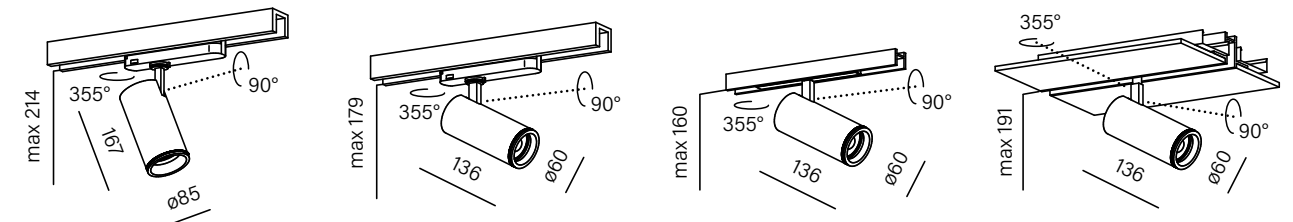
HYPHER zoom spot | G/K spot | flatrack



new

CAT. N°	CAT. N°	CAT. N°
16448-M930-Z3-00-12	16447-M930-Z3-00-12	16488-M930-Z3-00-12
POWER:	9W (M)	
FLUX:	1020lm	
CCT:	20° - 45° (Z3)	
OPTICS:	2700K (27) 3000K (30) 4000K (40)	
CC DRIVER:	-	F
CONTROL:	ON/OFF (00)	ON/OFF (00) DALI (DA) require driver (CC)*

HYPHER zoom maxi track | track | multitrack | high multitrack



CAT. N°	CAT. N°	CAT. N°	CAT. N°
16445-M930-Z3-00-12	16446-M930-Z3-00-12	16450-M930-Z3-00-12	16449-M930-Z3-00-12
POWER:	17W (L) 24W (M)	9W (M)	
FLUX:	2260lm - 3080lm	1020lm	
OPTICS:	20° - 45° (Z3)		
CCT:	3000K (30) 4000K (40)	2700K (27) 3000K (30) 4000K (40)	
CONTROL:	ON/OFF (00) DALI (DA) Aqsmart (DB)	ON/OFF (00) ON/OFF second circuit (01) DALI (DA)	



*Protection class, input voltage and IP rating for CC luminaires vary from above table.

LUMINAIRE FINISHES

- WHITE -13 ○
- BLACK -12 ●

Data for standard LED product is shown for LED light source 3000K. Other variants are available on our website.

Lots of possibilities
in a small form

PRZYJEMNE



ŚWIATŁO

Rafter

RAFTER mini are versatile fixtures that, despite their small size, can do a lot. The move versions guarantee almost unlimited freedom to direct the luminaire to any place in the interior. Fixtures with a reflector provide precise accent lighting, and models with a milky cover offer diffused light in a larger space. All this, in a minimalist form, which is an interesting addition to modern interiors.

The RAFTER model with a milky cover is a great way to provide even general lighting in the interior or to accentuate a larger space with light.

RAFTER points offer high visual comfort for interior users and precise lighting of selected places in the room. Thanks to the deeply embedded diodes, it provides a high shielding angle and allows for low glare in the interior. It is perfect both as a layer of task and accent lighting, for instance pictures, bookcases or countertops.



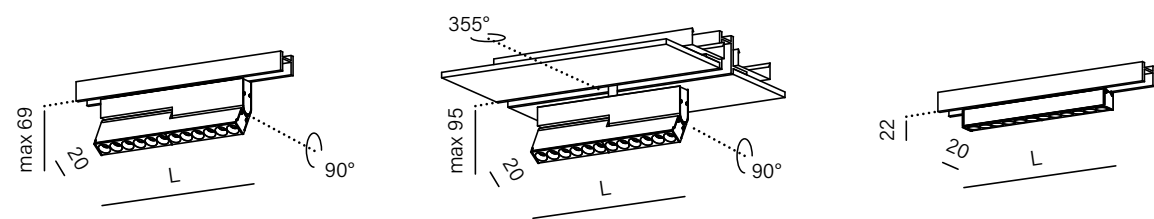
RAFTER mini points move LED multitrack | RAFTER mini points LED microtrack



RAFTER mini points move LED multitrack | RAFTER mini points LED microtrack

RAFTER mini points

move multitrack | move high multitrack | multitrack

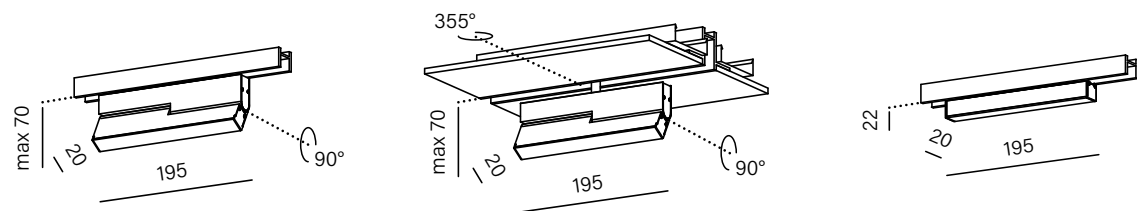


LENGTH	CAT. N°	CAT. N°	CAT. N°
100mm	16455-M930-FB-00-12	16452-M930-FB-00-12	16457-M930-FB-00-12
195mm	16456-M930-FB-00-12	16453-M930-FB-00-12	16458-M930-FB-00-12
POWER:	6.5W - 13W (M)		
FLUX:	680lm - 1370lm		
OPTICS:	24° (F_) 45° (W_)		
CCT:	2700K (27) 3000K (30)		
CONTROL:	ON/OFF (00) ON/OFF second circuit (01) DALI (DA)		

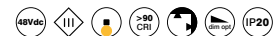


RAFTER mini

move multitrack | move high multitrack | multitrack

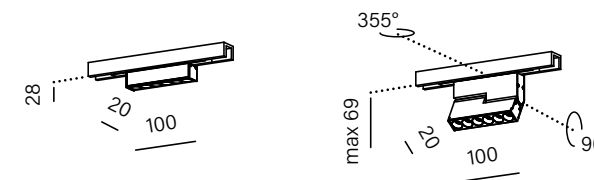


CAT. N°	CAT. N°	CAT. N°
16466-M930-D9-00-12	16463-M930-D9-00-12	16461-M930-D9-00-12
POWER:	12.5W (M)	
FLUX:	1410lm	
CCT:	2700K (27) 3000K (30)	
CONTROL:	ON/OFF (00) ON/OFF second circuit (01) DALI (DA)	



RAFTER mini points

microtrack | move microtrack



CAT. N°	CAT. N°
16451-M930-FB-00-12	16454-M930-FB-00-12
POWER:	6.5W (M)
FLUX:	680lm
OPTICS:	24° (F_) 45° (W_)
CCT:	2700K (27) 3000K (30)
CONTROL:	ON/OFF (00) DALI (DA)

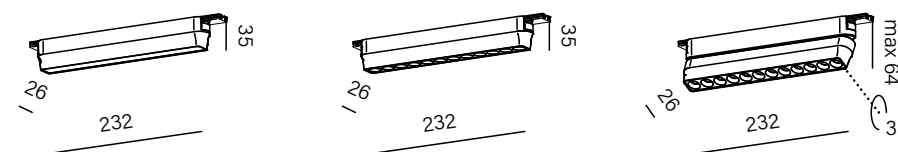


Rafter mini

TRACK&SPOT
recessed p. 082, 084
surface p. 150
suspended p. 264
wall p. 380
system p. 500

RAFTER mini flattrack

RAFTER mini points flattrack | move flattrack



CAT. N°	CAT. N°	CAT. N°
16503-M930-D9-00-12	16504-M930-FB-00-12	16502-M930-FB-00-12
POWER:	8.5W (M)	11W (M)
FLUX:	1050lm	1180lm
OPTICS:	opal (D9)	38° (F_)
CCT:	2700K (27) 3000K (30)	
CONTROL:	ON/OFF (00)	



OPTICS FINISHES
only for points

WHITE -_W- ○
BLACK -_B- ●

LUMINAIRE FINISHES

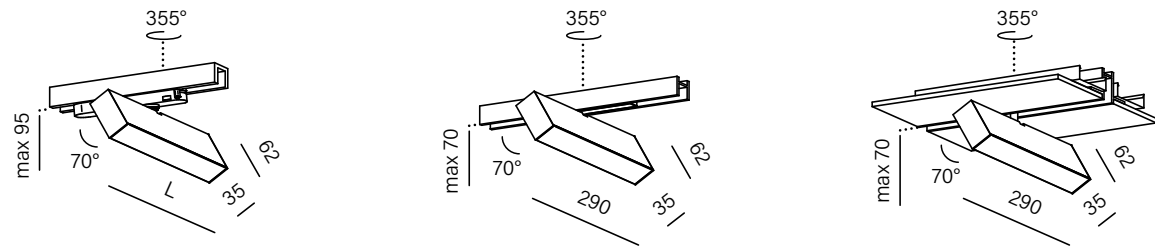
WHITE -13 ○
BLACK -12 ●





RAFTER

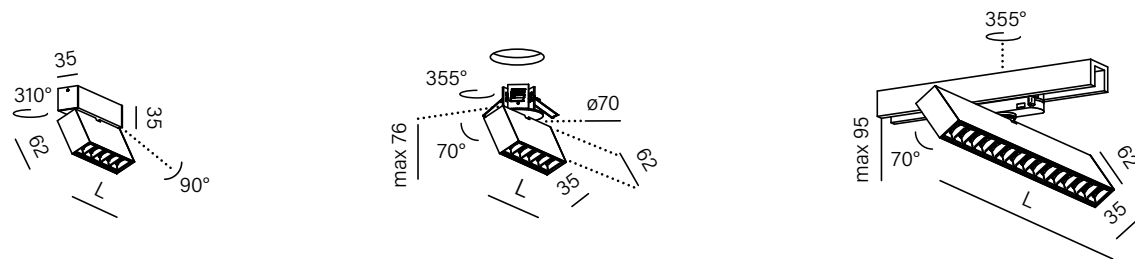
track | multitrack | high multitrack



LENGTH	CAT. N°	CAT. N°	CAT. N°
290mm	16335-M930-D9-00-12	16342-M930-D9-00-12	16441-M930-D9-00-12
430mm	16336-M930-D9-00-12		
POWER:	12.5W - 18.5W (M)	12.5W (M)	
FLUX:	1550lm - 2320lm	1550lm	
OPTICS:	opal (D9)		
CCT:	2700K (27) 3000K (30) 4000K (40)		
CONTROL:	ON/OFF (00) DALI (DA) Aqsmart (DB)	ON/OFF (00) ON/OFF second circuit (01) DALI (DA)	

RAFTER points

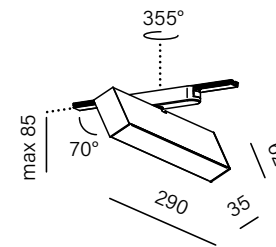
spot | G/K spot | track



LENGTH	CAT. N°	CC	CAT. N°	LENGTH	CAT. N°
90mm	16471-M930-FB-00-12	D	16420-M930-FB-00-12	270mm	16323-M930-FB-00-12
140mm	16472-M930-FB-00-12	W	16416-M930-FB-00-12	400mm	16326-M930-FB-00-12
POWER:	3W - 5W (M)		10W - 15W (L) 20.5W - 31W (M)		
FLUX:	360lm - 600lm		1200lm - 3020lm		
OPTICS:	37° (F_) 50° (W_)				
CCT:	2700K (27) 3000K (30) 4000K (40)				
CONTROL:	ON/OFF (00) Phase-Control (PH)	ON/OFF (00) DALI (DA) require driver (CC)*		ON/OFF (00) DALI (DA) Aqsmart (DB)	

RAFTER

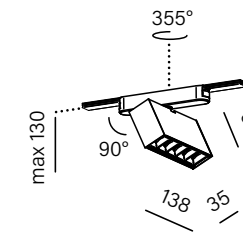
flatrack



new

RAFTER points

flatrack

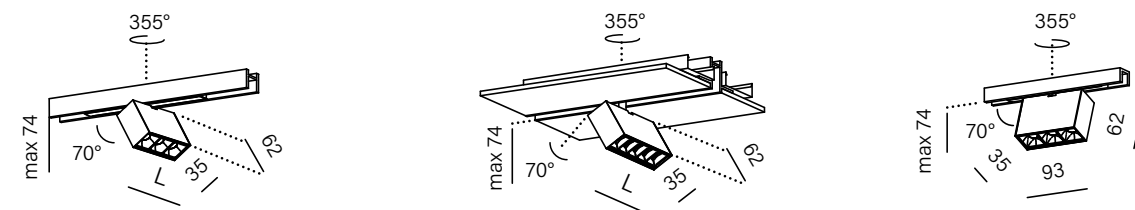


new

	CAT. N°	CAT. N°
	16498-M930-D9-00-12	16499-M930-FB-00-12
POWER:	18.5W (M)	5W (M)
FLUX:	2320lm	600lm
OPTICS:	opal (D9)	37° (F_) 50° (W_)
CCT:	2700K (27) 3000K (30) 4000K (40)	
CONTROL:	ON/OFF (00)	

RAFTER points

multitrack | high multitrack | microtrack



LENGTH	CAT. N°	CAT. N°	CAT. N°
90mm	16419-M930-FB-00-12	16421-M930-FB-00-12	16422-M930-FB-00-12
140mm	16341-M930-FB-00-12	16442-M930-FB-00-12	
POWER:	3W - 5W (M)		3W (M)
FLUX:	360lm - 600lm		360lm
OPTICS:	37° (F_) 50° (W_)		
CCT:	2700K (27) 3000K (30) 4000K (40)		
CONTROL:	ON/OFF (00) ON/OFF second circuit (01) DALI (DA)		ON/OFF (00) DALI (DA)

OPTICS FINISHES only for points

LUMINAIRE FINISHES

WHITE -_W- ○ WHITE -13 ○
 BLACK -_B- ● BLACK -12 ●

Rafter

TRACK&SPOT
 recessed p. 082, 086
 surface p. 150
 suspended p. 264
 wall p. 380
 system p. 500






Simple form and unique functionality

SET TRU mini are linear fixtures with a slim form, designed for MULTITRACK. They are available in two lengths and optics variants. The first one is a milky opal cover providing diffused light, ideal as general lighting. The second one is the points variant, providing directional light that precisely illuminates the work surface or the floor directly under the fixture.

The SET TRU family of luminaires for track 3F introduces many new possibilities in the lighting of private and commercial interiors.

Tru

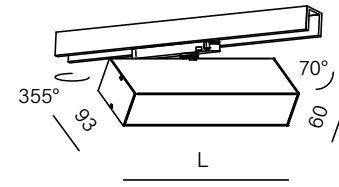




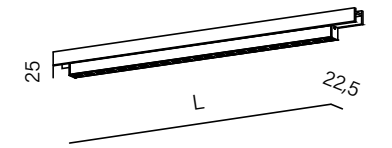
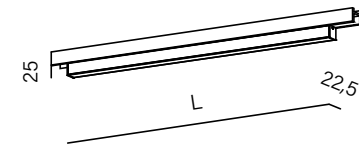
Tru

TRACK&SPOT
 recessed p. 096
 surface p. 168
 suspended p. 270
 wall p. 382
 hermetic p. 426
 system p. 492

SET TRU track



SET TRU mini multitrack | points multitrack



LENGTH	CAT. N°	LENGTH	CAT. N°	LENGTH	CAT. N°
290mm	16392-M930-D9-00-12	570mm	16374-M930-D9-00-12	285mm	16379-M930-WB-00-12
430mm	16393-M930-D9-00-12	1140mm	16375-M930-D9-00-12	565mm	16380-M930-WB-00-12
				845mm	16381-M930-WB-00-12
POWER: 12.5W - 18.5W (M)		8W - 16W (M)		5W - 13W (M)	
FLUX: 1550lm - 2320lm		1070lm - 2140lm		710lm - 2080lm	
OPTICS: opal (D9)			59° (W_)		
CCT: 2700K (27) 3000K (30) 4000K (40)		3000K (30) 4000K (40)		2700K (27) 3000K (30) 4000K (40)	
CONTROL: ON/OFF (00) DALI (DA) Aqsmart (DB)			ON/OFF (00) ON/OFF second circuit (01) DALI (DA)		



OPTICS FINISHES **LUMINAIRE FINISHES**
 only for points

- new WHITE -_W- ○
- BLACK -_B- ●
- WHITE -13 ○
- BLACK -12 ●

Quality, simplicity and style

MODERN BALL simple is a combination of classic form and modern LED technology. The evenly illuminated lampshade emits a lot of light in all directions without dazzling. This provides exceptionally comfortable light throughout the space. It even illuminates the ceiling, resulting in soft light reflected from its surface.

MODERN BALL simple arranged on tracks add character to both modern and more classic interior arrangements.

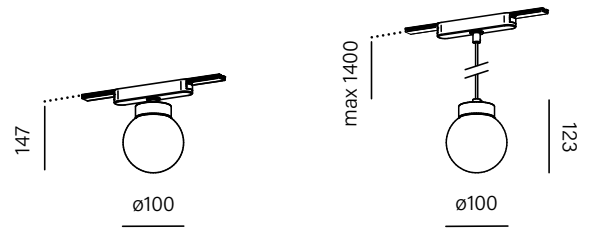
Modern Ball



Modern Ball simple

TRACK&SPOT
 surface p.126
 suspended p.224
 table p.394
 hermetic p.412
 system p.464

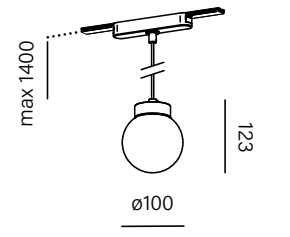
MODERN BALL simple mini flattrack | suspended flattrack



new

CAT. N°

16491-M930-D0-00-12

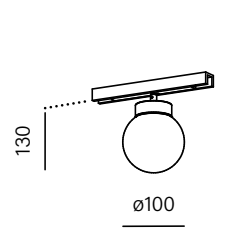


new

CAT. N°

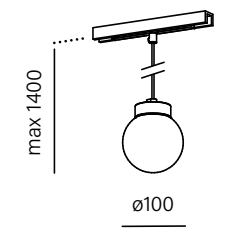
16492-M930-D0-00-12

MODERN BALL simple mini microtrack | suspended microtrack



CAT. N°

16430-M930-D0-00-12



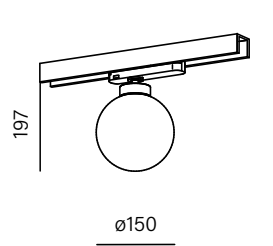
CAT. N°

16431-M930-D0-00-12

POWER:	4W (L) 6W (M)
FLUX:	580lm - 790lm
CCT:	2700K (27) 3000K (30) 4000K (40)
CONTROL:	ON/OFF (00) DALI (DA)

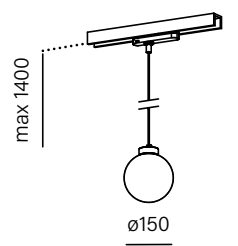


MODERN BALL simple midi track | suspended track | multitrack | suspended multitrack



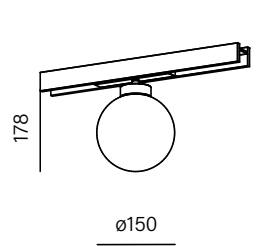
CAT. N°

16386-M930-D0-00-12



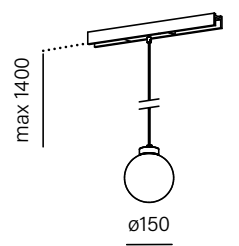
CAT. N°

16387-M930-D0-00-12



CAT. N°

16388-M930-D0-00-12



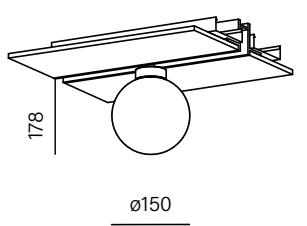
CAT. N°

16389-M930-D0-00-12

POWER:	6W (L) 8.5W (M)
FLUX:	790lm - 1090lm
CCT:	2700K (27) 3000K (30) 4000K (40)
CONTROL:	ON/OFF (00) DALI (DA)

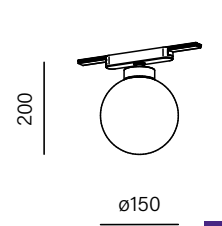


MODERN BALL simple midi high multitrack | flattrack | suspended flattrack



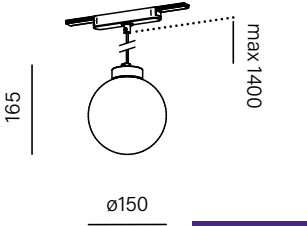
CAT. N°

16429-M930-D0-00-12



CAT. N°

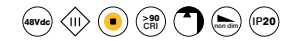
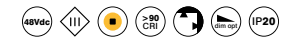
16489-M930-D0-00-12



CAT. N°

16490-M930-D0-00-12

POWER:	6W (L) 8.5W (M)
FLUX:	790lm - 1090lm
CCT:	2700K (27) 3000K (30) 4000K (40)
CONTROL:	ON/OFF (00) ON/OFF second circuit (01) DALI (DA)



LUMINAIRE FINISHES

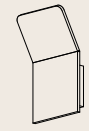
- WHITE -13 ○
- BLACK -12 ●

Wall

Wall

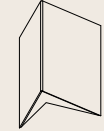
KINKIETY

CAMBER square mini



[p. 362](#)

GRAPH



[p. 360](#)

IKI round



[p. 352](#)

new

IKI round E27



[p. 352](#)

new

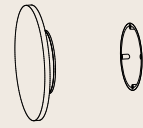
KLIVA



[p. 350](#)

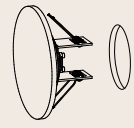
new

MAXI POINT round



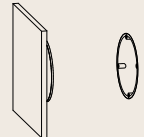
[p. 364](#)

MAXI POINT round G/K



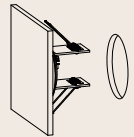
[p. 364](#)

MAXI POINT square



[p. 364](#)

MAXI POINT square G/K



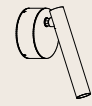
[p. 364](#)

MODERN GLASS



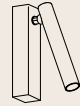
[p. 354](#)

PET micro O



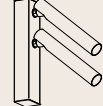
[p. 370](#)

PET micro R



[p. 370](#)

PET micro R x2



[p. 370](#)

PET midi



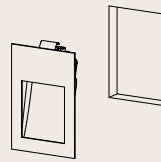
[p. 358](#)

PET mini



[p. 358](#)

POCKET



[p. 372](#)

RAFTER



[p. 380](#)

SET RAW mini move




[p. 376](#)

SET TRU



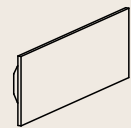
[p. 382](#)

SET TRU up&down



[p. 382](#)

SMART PANEL



[p. 346](#)

new

THIN TUBE



[p. 378](#)

TRIBA mini



[p. 344](#)

new

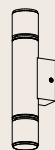
TRIBA mini up&down



[p. 344](#)

new

system: PET mini rift



[p. 474](#)

Index



KINKKIETY





NEW PRODUCT

Triba

A harmonious duo
of great parameters
and decorative form

The TRIBA collection combines modern technology with decorative form. Thanks to hybrid optics and an increased shielding angle, the luminaire ensures visual comfort and at the same time boasts outstanding efficiency, without compromising the quality of light. A large power range, two diameters, several lengths and installation versions to choose from make TRIBA easy to adapt to the individual needs of private and public spaces.



TRIBA mini up&down LED wall | OKKA wood 127 suspended | MROOM 1 LED exterior table



TRIBA mini LED wall

TRIBA mini LED
- | up&down

	CAT. N°	CAT. N°
	26566-M930-WW-00-12	26567-M930-WW-00-12
POWER:	4.5 W	6.5 W
FLUX:	540lm	590lm
OPTICS:	20° (S_) 41° (W_)	
CCT:	2700K (27) 3000K (30) 4000K (40)	
CONTROL:	ON/OFF (00)	



NEW PRODUCT

Triba

WALL
surface p. 106
suspended p. 204
spot p. 294
track p. 294

- RING FINISHES**
- WHITE -_W- ○
 - BLACK -_B- ●
 - GREY -_A- ●
 - TERRACOTTA -_R- ●
 - TAUPE -_T- ●
 - GOLD -_G- ●
- LUMINAIRE FINISHES**
- WHITE -13 ○
 - BLACK -12 ●
 - GREY -84 ●
 - TERRACOTTA -83 ●
 - TAUPE -82 ●
 - GOLD -19 ●



SMART PANEL felt 65 LED wall

An ally of cosy ambience

SMART PANEL is a stylish wall lamp with a linear form, breaking the monotony in interiors. The luminaire emits up&down light which, thanks to the external shade, subtly flows around the wall, emphasizing its texture. The simple form allows you to create original compositions vertically, horizontally or diagonally. Depending on the selected power, SMART PANEL can serve as a relaxing ambient light or be an interesting interior decoration, providing a cosy atmosphere.

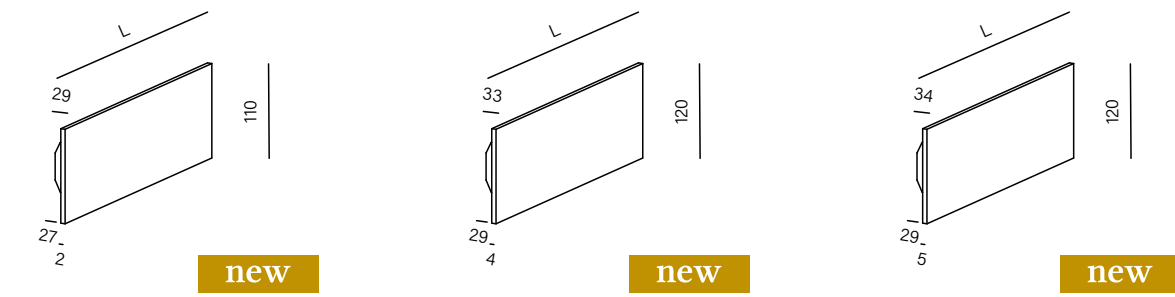


NEW PRODUCT

Smart Panel

WALL

SMART PANEL
plain | wood | felt



LENGTH	CAT. N°	LENGTH	CAT. N°	LENGTH	CAT. N°
350mm	26572-M930-D9-00-12	360mm	26571-M930-D9-00-W3	360mm	26570-M930-D9-00-G3
640mm	26575-M930-D9-00-12	650mm	26574-M930-D9-00-W3	650mm	26573-M930-D9-00-G3

POWER:	8W - 16W (M)
FLUX:	1070lm - 2140lm
CCT:	2700K (27) 3000K (30) 4000K (40)
CONTROL:	ON/OFF (00) DALI (DA)*




*from length 640/650

FINISHES DETAIL



LUMINAIRE FINISHES

- for plain
 - WHITE -13 ○
 - BLACK -12 ●
 - GREY -84 ●
 - TERRACOTTA -83 ●
 - TAUPE -82 ●
 - GOLD -19 ●
- for felt
 - GRAPHITE&WHITE -G3 ●
 - ASH&WHITE -A3 ●
- for wood
 - WOOD&WHITE -W3 ●




NEW PRODUCT

Kliva

Atmospheric decoration

KLIVA is a specialist in atmospheric lighting that soothes and eases. Installation possible on both wall and ceiling allows free arrangements of this decorative form. Thanks to this KLIVA makes a stylish addition for both private and commercial interiors. It is a brilliant way of ambient lighting, mild enough to relax and still find your ways.





KLIVA E27 surface

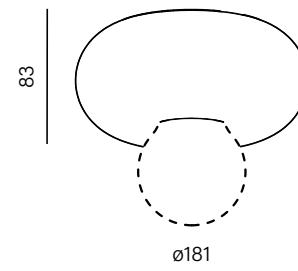


NEW PRODUCT

Kliva

SURFACE

KLIVA E27



new

CAT. N°

47042-0000-U8-PH-12

POWER: max: 50W

CONTROL: Phase-Control (PH)



light source not included



LUMINAIRE FINISHES

- WHITE -13 ○
- BLACK -12 ●
- GREY -84 ●
- TERRACOTTA -83 ●
- TAUPE -82 ●
- GOLD -19 ●

Meet the stylish wall lamp that will take care of the mood in the interior

Some places are all about the mood. An atmospheric restaurant, a cafe or a modern hotel require an appropriate lighting. IKI round wall luminaire is in a decorative original form that emits subtle light and so it provides a discreet atmosphere in the room. The collection was created in cooperation with Andrzej Klisz – a professor at the Academy of Fine Arts in Katowice.

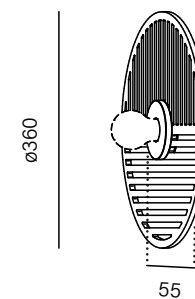


NEW PRODUCT

IKI

WALL
suspended, p. 188
system p. 464

IKI round E27



CAT. N°

26561-0000-U8-PH-O2

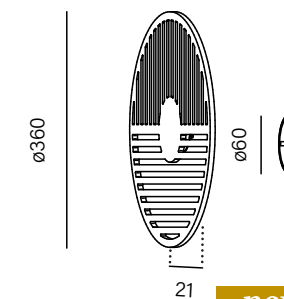
POWER: max: 15W

CONTROL: Phase-Control (PH)



light source not included

IKI round LED



CAT. N°

26563-M930-D9-00-O2

POWER: 4.5W (M)

FLUX: 540lm

CCT: 2700K (27) | 3000K (30) | 4000K (40)

CONTROL: ON/OFF (00)



LUMINAIRE FINISHES

GRAPHITE&BLACK -G2

ASH&BLACK -A2

ORANGE&BLACK -O2



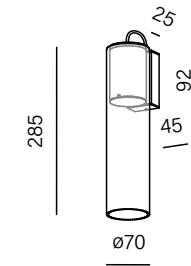
Create a moody ambience with light

MODERN GLASS is an elegance hidden in a minimalistic, timeless form. It was created in cooperation with the Czech design studio DECHEM. Handmade glass, in the form of a slender tube, is a decorative element of the interior. In the hermetic version, with IP43, the luminaire will prove useful as a mood lighting for the bathroom.

Modern Glass

WALL
suspended n. 212
hermetic n. 416
system n. 464

MODERN GLASS Tube LED



GLASS	CAT. N°
TR	26524-M930-D9-00-12
TP	26525-M930-D9-00-12
WP	26522-M930-D9-00-12
POWER:	8.5W (M)
FLUX:	1140lm
CCT:	2700K (27) 3000K (30) 4000K (40)
CONTROL:	ON/OFF (00) Phase-Control (PH)

GLASS DETAIL



LUMINAIRE FINISHES

- WHITE -13 ○
- BLACK -12 ●
- GREY -84 ●
- TERRACOTTA -83 ●
- TAUPE -82 ●
- GOLD -19 ●




Pet

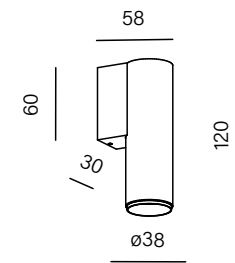
Efficient wall lighting

PET is a versatile family of luminaires that boasts high efficiency and excellent technical parameters. In the wall version, the fixture will illuminate the space, paint decorative patterns, emphasize texture or indicate the direction of movement. The cylindrical, minimalistic form is a discreet accent in modern interiors, and the deeply embedded light source protects the user's eyes from glare.



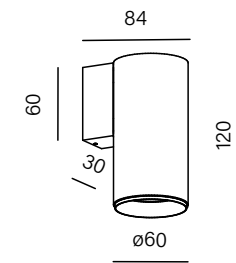


PET LED
mini | midi



CAT. N°

26510-M930-WB-00-12



CAT. N°

26509-M930-WB-00-12

POWER:	4.5W (M)	8.5W (M)
FLUX:	540lm	1140lm
OPTICS:	20° (S_) 41° (W_)	18° (S_) 35° (F_) 50° (W_)
CCT:	2700K (27) 3000K (30) 4000K (40)	
CONTROL:	ON/OFF (00)	ON/OFF (00) Phase-Control (PH)

ACCESSORY

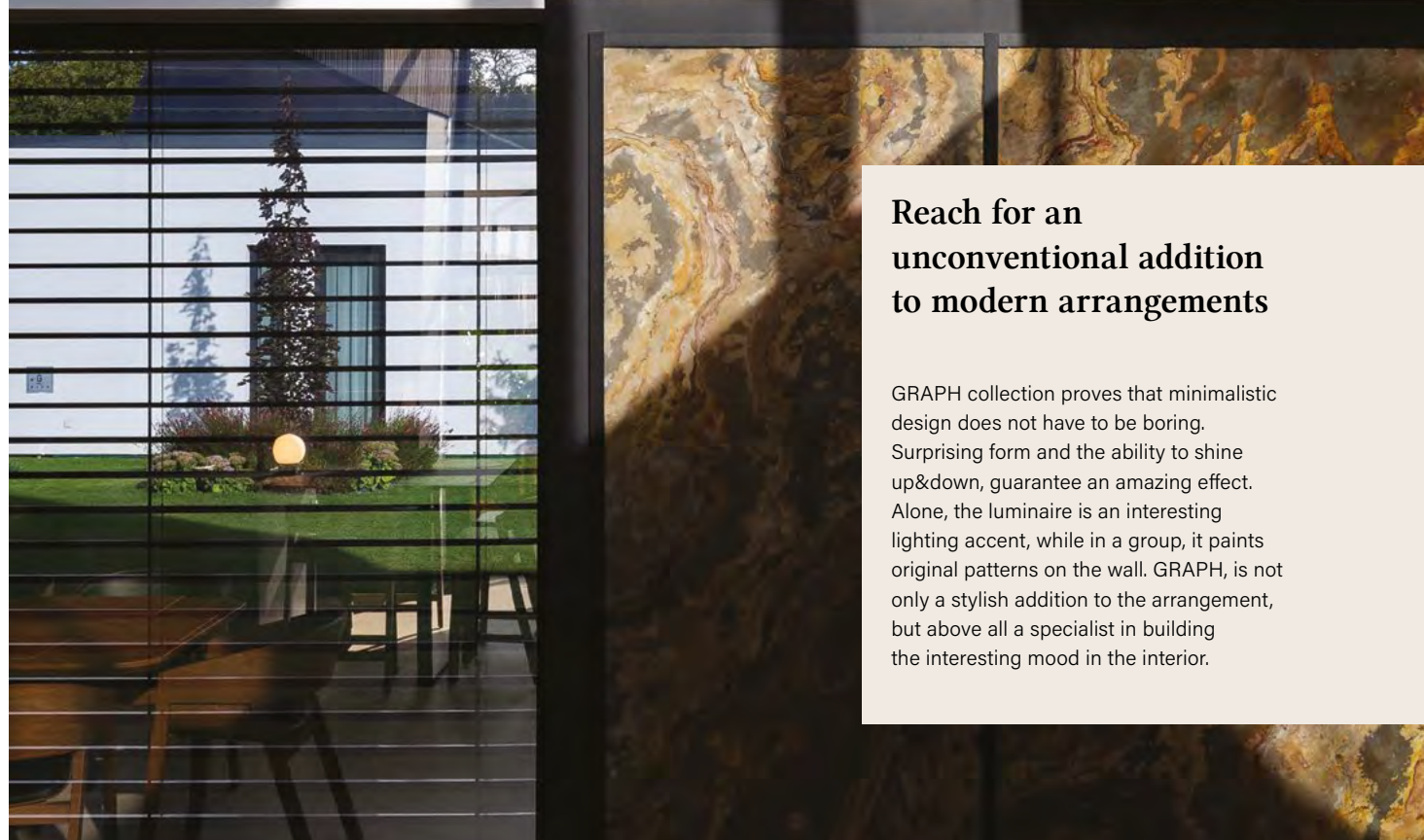
honeycomb



RING FINISHES	LUMINAIRE FINISHES
WHITE -_W- ○	WHITE -13 ○
BLACK -_B- ●	BLACK -12 ●
GREY -_A- ●	GREY -84 ●
TERRACOTTA -_R- ●	TERRACOTTA -83 ●
TAUPE -_T- ●	TAUPE -82 ●
GOLD -_G- ●	GOLD -19 ●

Pet

WALL
 surface p.114
 suspended p.236
 spot p.310
 track p.310
 hermetic p.434
 system p.464



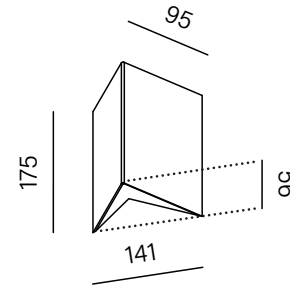
Reach for an unconventional addition to modern arrangements

GRAPH collection proves that minimalistic design does not have to be boring. Surprising form and the ability to shine up&down, guarantee an amazing effect. Alone, the luminaire is an interesting lighting accent, while in a group, it paints original patterns on the wall. GRAPH, is not only a stylish addition to the arrangement, but above all a specialist in building the interesting mood in the interior.

Graph WALL



GRAPH LED



CAT. N°

26511-M930-D9-00-12

POWER:	4.5W (M)
FLUX:	540lm
CCT:	2700K (27) 3000K (30) 4000K (40)
CONTROL:	ON/OFF (00)



LUMINAIRE FINISHES

- WHITE -13 ○
- BLACK -12 ●
- GREY -84 ●
- TERRACOTTA -83 ●
- TAUPE -82 ●
- GOLD -19 ●



CAMBER square mini LED wall

A discreet ally of moody interiors

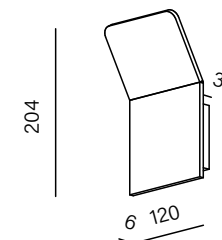
How to ensure coziness in the interior? It is worth betting on the right lighting to create a unique atmosphere. CAMBER collection will perfectly cope with this task. The minimalistic form is a discreet decoration of modern interiors, and the subtle light will work as a delicate lighting accent or as soft side lighting. As a result, a romantic dinner for two or an evening screening of your favorite TV series will now become even more pleasant!

Camber

WALL



CAMBER square mini LED



CAT. N°	
26503-L930-D9-00-12	
POWER:	6W (L)
FLUX:	850lm
CCT:	2700K (27) 3000K (30) 4000K (40)
CONTROL:	ON/OFF (00)



LUMINAIRE FINISHES

- WHITE -13 ○
- BLACK -12 ●
- GREY -84 ●
- TERRACOTTA -83 ●
- TAUPE -82 ●
- GOLD -19 ●

Bet on an aesthetic accent in the interior

Circle or square? The MAXI POINT collection surprises with a variety of forms, encouraging you to play with the composition. Alone or in group, it is an interesting lighting accent. Subtle, softly spreading light on the wall is a luminous signpost in passageways. Moreover, MAXI POINT in the 8cm version will successfully cope as a discreet staircase lighting.

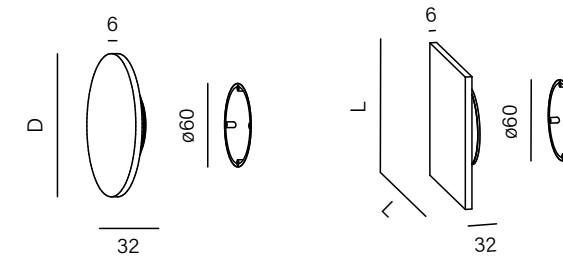


MAXI POINT round LED wall | MAXI RING dot LED suspended

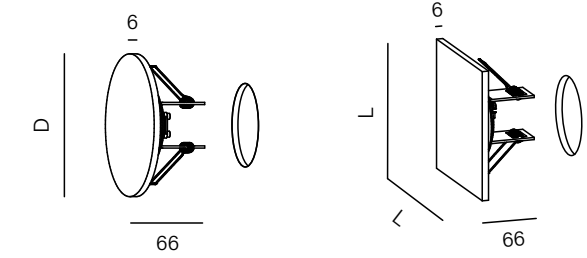
Maxi Point

WALL
exterior p. 440
system p. 464

MAXI POINT LED round | square



MAXI POINT LED G/K round | square



DIAMETER	CAT. N°	LENGTH	CAT. N°	DIAMETER	CAT. N°	LENGTH	CAT. N°
80mm	26535-M930-D9-00-12	80mm	26537-M930-D9-00-12	80mm	26534-M930-D9-00-12	80mm	26536-M930-D9-00-12
128mm	26514-M930-D9-00-12	120mm	26517-M930-D9-00-12	128mm	26512-M930-D9-00-12	120mm	26515-M930-D9-00-12

POWER:	4.5W (M)
FLUX:	540lm
CCT:	2700K (27) 3000K (30) 4000K (40)
CC DRIVER:	E
CONTROL:	ON/OFF (00) require driver (CC)*



MAXI POINT LED SPIDER WALL



Do you need a non standard solution? Check out the system spider version, where you can join a few luminaires.

More info on our website and at [page 462](#).



LUMINAIRE FINISHES

- WHITE -13 ○
- BLACK -12 ●
- GREY -84 ●
- TERRACOTTA -83 ●
- TAUPE -82 ●
- GOLD -19 ●

*Protection class, input voltage and IP rating for CC luminaires vary from above table.

Data for standard LED product is shown for LED light source 3000K. Other variants are available on our website.

Discover lighting tailored
for a functional bedroom

DO CZYTANIA

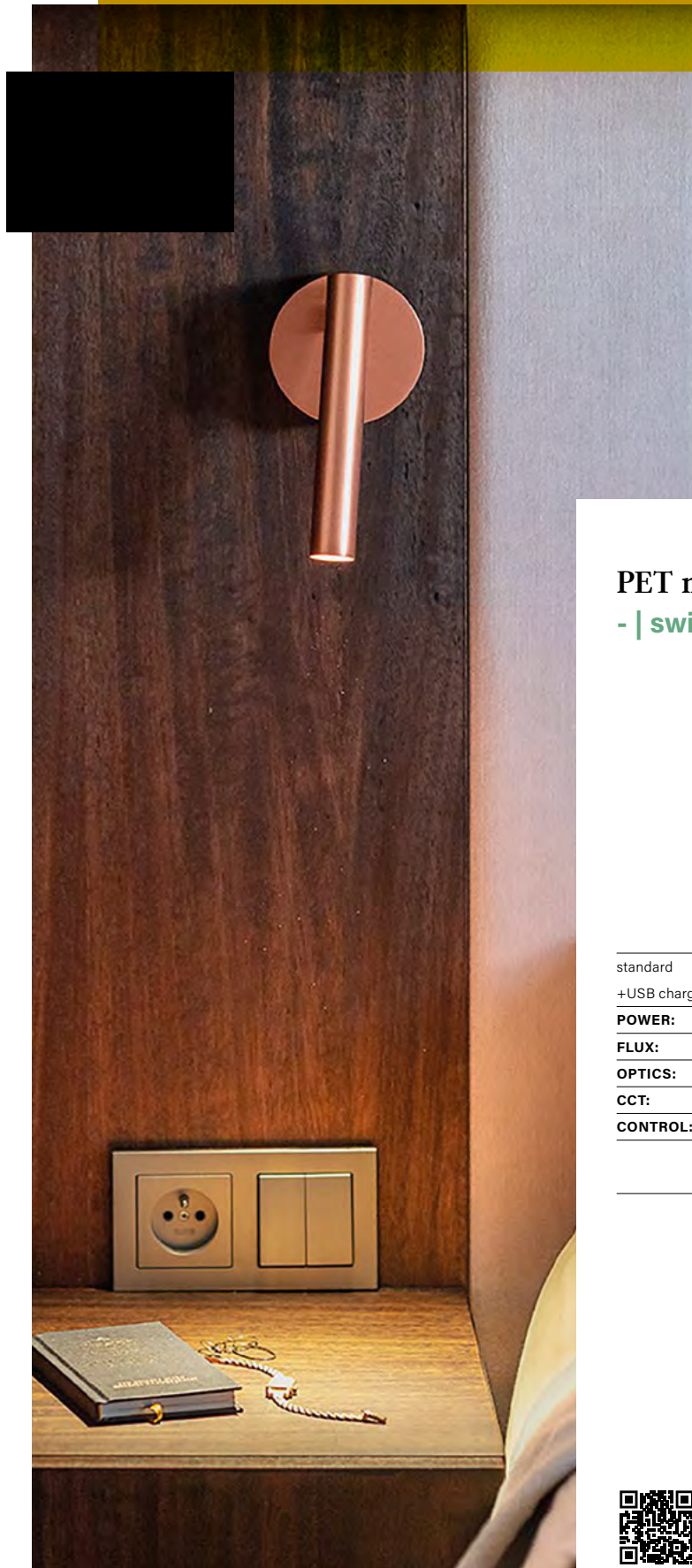


Pet micro

W
ŁÓŻKU

Lighting often accompanies us from the first moments right after waking up, until the end of the day, when we go to bed again. At this time, the PET micro, created for keen evening readers, will be perfect. Mounted by the bed, thanks to a movable element, allows you to precisely direct the light right to next pages of your book. Moreover, the excellent technical parameters provide the highest reading comfort, without illuminating the space around.

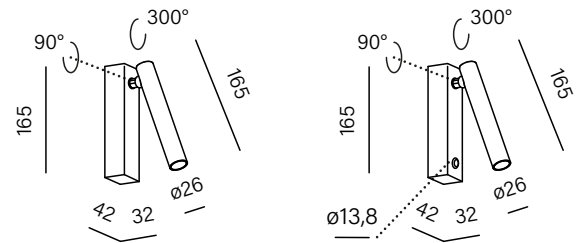




Pet micro

WALL
upright d. 396

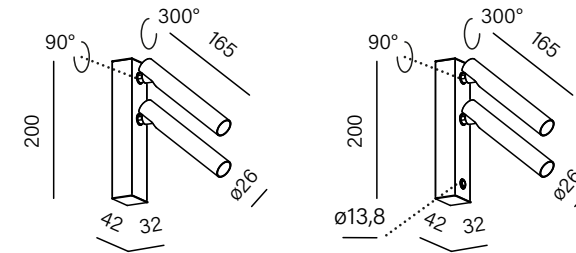
PET micro R LED - | switch



	CAT. N°	CAT. N°
standard	26504-M930-F3-00-12	26508-M930-F3-00-12
+USB charger	26531-M930-F3-00-12	26530-M930-F3-00-12
POWER:	2.5W (M)	
FLUX:	220lm	
OPTICS:	32° (F_)	
CCT:	2700K (27) 3000K (30) 4000K (40)	
CONTROL:	ON/OFF (00)	



PET micro R x2 LED - | switch



	CAT. N°	CAT. N°	CAT. N°	CAT. N°
	26533-M930-F3-00-12	26532-M930-F3-00-12	26527-M930-F3-00-12	26526-M930-F3-00-12
POWER:	4.5W (M)		2.5W (M)	
FLUX:	440lm		220lm	
OPTICS:	32° (F_)			
CCT:	2700K (27) 3000K (30) 4000K (40)			
CONTROL:	ON/OFF (00)			



SWITCH DETAIL

black switch chrome switch



Black luminaires have a black switch.
For all other finishes of luminaires, the switch is in chrome finish.

LUMINAIRE FINISHES

- WHITE -13 ○
- BLACK -12 ●
- GREY -84 ●
- TERRACOTTA -83 ●
- TAUPE -82 ●
- GOLD -19 ●

KIERUNEK



A luminous signpost in passageways

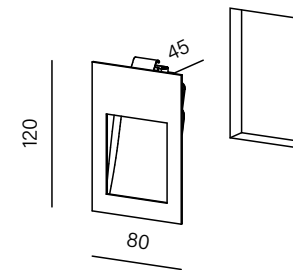
The POCKET collection will perfectly show us the way in communication areas. The minimalistic form flush with the wall, directs light straight into the room. It is an ideal way to illuminate the floor or steps of a staircase, making it easier to move around, ensuring safety. POCKET is an apt choice for both domestic and commercial spaces. It is suitable for installation in plasterboard walls, and with an additional box it can also be installed in concrete.



Pocket

WALL

POCKET mini LED



CAT. N°

20145-M930-DW-00-12

POWER: 3W (M)

FLUX: 290lm

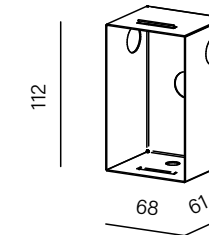
CCT: 2700K (27) | 3000K (30) | 4000K (40)

CC DRIVER: AD

CONTROL: ON/OFF (00) | Phase-Control (PH) | require driver (CC)*



MOUNTING BOX for POCKET accessory¹



CAT. N°

81023-11



¹ The mounting box is only necessary for mounting in concrete



*Protection class, input voltage and IP rating for CC luminaires vary from above table.

LUMINAIRE FINISHES

- WHITE -13 ○
- BLACK -12 ●


Data for standard LED product is shown for LED light source 3000K. Other variants are available on our website.

Set Raw

A proven recipe for
a moody atmosphere



Are you looking for a surefire way to moodily illuminate an interior? Reach for SET RAW mini which, despite its small size, change the space a lot! Two variants to choose from – with light directed down or in a moving version, perfectly meet the specific needs of the arrangement. SET RAW mini will add sparkle to your favorite details or effectively illuminate entrance, lounge or communication zones.





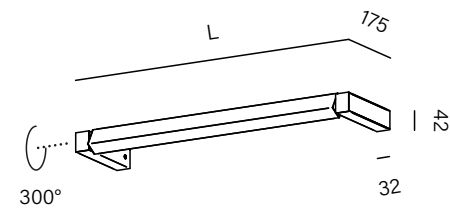
SET RAW mini move LED wall



Set Raw mini

WALL
recessed p. 094
suspended p. 252
hermetic p. 424

SET RAW mini move LED



LENGTH	CAT. N°
670mm	26501-L930-D9-00-12
950mm	26502-L930-D9-00-12
POWER:	8.5W - 13W (L)
FLUX:	1160lm - 1740lm
CCT:	2700K (27) 3000K (30) 4000K (40)
CONTROL:	ON/OFF (00)



LUMINAIRE FINISHES

- WHITE -13 ○
- BLACK -12 ●
- GREY -84 ●
- TERRACOTTA -83 ●
- TAUPE -82 ●
- GOLD -19 ●



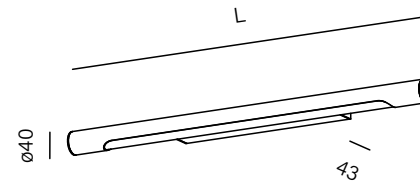
THIN TUBE twist LED hermetic wall

Learn an effective way to illuminate a mirror

Some cosmetic procedures, such as shaving or makeup, require true precision. So it is worth taking care of the appropriate lighting. This task will be perfectly handled by the THIN TUBE collection, which is known for its sleek, slender form with a diameter of only 4cm! Efficient wall lamp will effectively illuminate a mirror with a width of 30cm to even 150cm, and the updated optics will even better illuminate the face, allowing you to see every detail.



THIN TUBE LED



LENGTH	CAT. N°
400mm	26408-M930-D9-00-12
680mm	26410-M930-D9-00-12
960mm	26412-M930-D9-00-12
1240mm	26414-M930-D9-00-12
1520mm	26416-M930-D9-00-12
POWER:	4.5W - 21.5W (L) 8.5W - 43W (M)
FLUX:	580lm - 5820lm
CCT:	2700K (27) 3000K (30) 4000K (40)
CONTROL:	ON/OFF (00) DALI (DA)* switchDIM (SW)*

*from 680mm length



Thin Tube

WALL
suspended n. 250
floor n. 398
hermetic n. 420

LUMINAIRE FINISHES

- WHITE -13 ○
- BLACK -12 ●
- GREY -84 ●
- TERRACOTTA -83 ●
- TAUPE -82 ●
- GOLD -19 ●



Bet on versatile and functional lighting

The RAFTER collection provides exceptional design freedom. In a form of a wall lamp, it subtly illuminates the space directly below the fixture. Thanks to the milky shade, the light evenly envelops the wall, providing a moody atmosphere. Moreover, the sleek, minimalistic form is a discreet addition to modern interiors.

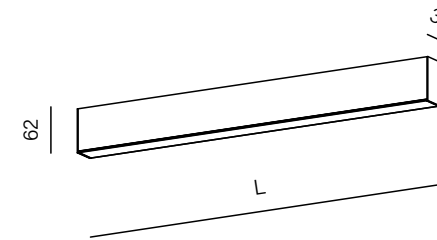
RAFTER LED wall

Rafter

WALL
 recessed p. 086
 surface p. 150
 suspended p. 264
 spot p. 324
 track p. 324
 system p. 500



RAFTER LED



LENGTH	CAT. N°
290mm	20225-M930-D9-00-12
570mm	20226-M930-D9-00-12
860mm	20227-M930-D9-00-12
1140mm	20228-M930-D9-00-12
POWER:	4.5W - 17W (L) 8.5W - 34.5W (M) 12.5W - 49.5W (H)
FLUX:	580lm - 6200lm
CCT:	2700K (27) 3000K (30) 4000K (40)
CONTROL:	ON/OFF (00) switchDIM (SW)* DALI (DA)* Aqsmart (DB)*



*from length 570mm



LUMINAIRE FINISHES

WHITE -13 ○
 BLACK -12 ●

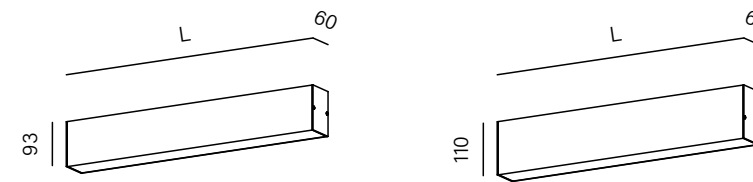


Let yourself be surprised by its high performance and energy efficiency

SET TRU is an extremely efficient solution emitting light of the highest quality. Thanks to its high energy efficiency and elegant, minimalistic form, the collection will successfully cope with both private and public spaces. The up&down version is perfect for offices and high passageways.



SET TRU LED - | up&down



LENGTH	CAT. N°	LENGTH	CAT. N°
290mm	24233-M930-D9-00-12	570mm	26458-M930-D9-00-12
570mm	24235-M930-D9-00-12	860mm	26460-M930-D9-00-12
860mm	24237-M930-D9-00-12	1140mm	26462-M930-D9-00-12
1140mm	24239-M930-D9-00-12	1420mm	26464-M930-D9-00-12
1420mm	24241-M930-D9-00-12		
1700mm	24243-M930-D9-00-12		
1980mm	24245-M930-D9-00-12		
POWER: 4.5W - 30W (L) 8.5W - 60W (M)		17W - 43W (L) 34.5W - 86W (M)	
FLUX: 580lm - 8140lm		2320lm - 11640lm	
CCT: 2700K (27) 3000K (30) 4000K (40)			
CONTROL: ON/OFF (00) switchDIM (SW)* DALI (DA)* AQsmart (DB)*			

*from length 570mm
the opal version (D9) has a Tunable-White option available from length 1140mm




Tru

WALL
recessed p. 096
surface p. 168
suspended p. 270
track p. 328
hermetic p. 426
system p. 492

LUMINAIRE FINISHES

- WHITE -13 ○
- BLACK -12 ●



GELATERIA ITALIA		
1_BOL		2,80
2_BOLLEN		4,80
3_BOLLEN		5,80
4_BOLLEN		6,80
5_BOLLEN		7,50
SLAGROOM		0,80

MODERN BALL simple

MODERN BALL simple is neat and functional, with variety of models. As a wall luminaire it will be great for soft ambient lighting. More details on [page 127](#).



PET rift

PET rift comes as wall or suspended LUMINAIRE which length can be freely customised, as well as finishes of main body, lighting element and decorative ring finishing the composition. Its functionality allows to emphasize wall textures or provide perfect lighting for tables. More info on [page 474](#).



Floor
Table
Portable

Floor
Table
Portable

Index

MODERN BALL table



[p. 394](#)

MROOM table



new

[p. 392](#)

MROOM upright



new

[p. 392](#)

PET micro upright



new

[p. 396](#)

THIN TUBE upright



[p. 398](#)




Opt for efficient table lighting

The MROOM collection is a proposal for efficient table lighting that stands out due to its exceptional durability. Thanks to its easily replaceable battery, the passage of time does not affect it, making it suitable for commercial spaces like hotels or restaurants. MROOM features touch controlled power adjustment and one fixture can illuminate a small table for up to 4 people. Its high IP65 waterproof rating allows the fixture to be used both indoors and outdoors.

MROOM LED exterior table



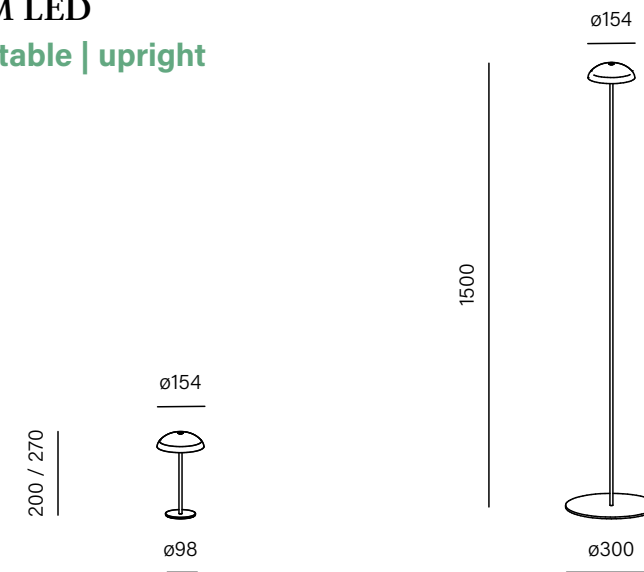
NEW PRODUCT



Mroom

FLOOR, TABLE, PORTABLE

MROOM LED exterior table | upright



new

new

CAT. N°

26576-M930-D9-TD-12

CAT. N°

26580-M930-D9-TD-12

POWER:	4W (M)
FLUX:	580lm
CCT:	2700K (27) 3000K (30)
CONTROL:	touchDIM (TD)



Battery life: min. 500 cycles. Replaceable battery. Charging time 8h at 2A.



LUMINARE FINISHES

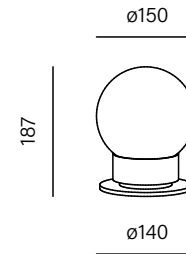
- WHITE -13 ○
- BLACK -12 ●
- GREY -84 ●
- TERRACOTTA -83 ●
- TAUPE -82 ●
- GOLD -19 ●

Timeless design and excellent parameters

The MODERN BALL collection embodies design classicism that has firmly established itself in interiors. Its glass sphere serves as a timeless ornament, while the milky glass ensures the highest visual comfort for users. Softly diffused yet remarkably efficient lighting effectively illuminates tables, shelves or desks. Hence, MODERN BALL is a versatile choice suitable for both private and public spaces.



MODERN BALL WP LED table



CAT. N°	
26550-M930-D0-00-12	
POWER:	6W (L) 8.5W (M)
FLUX:	790lm - 1090lm
CCT:	2700K (27) 3000K (30) 4000K (40)
CONTROL:	ON/OFF (00)



Modern Ball

FLOOR, TABLE, PORTABLE
 surface, 126
 suspended, 224
 track, 334
 hermetic, 412
 system, 464

LUMINARE FINISHES

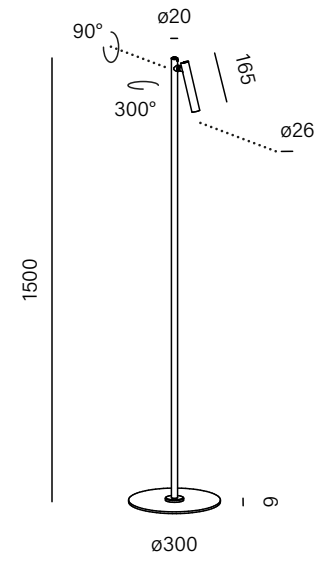
- WHITE -13 ○
- BLACK -12 ●
- GREY -84 ●
- TERRACOTTA -83 ●
- TAUPE -82 ●
- GOLD -19 ●



Lighting that cares for your eyes during evening readings

The popular PET collection has seen numerous iterations. This time, available as a stylish floor lighting, it comes to the aid wherever efficient lighting is needed for an evening relaxation with a favorite book. PET micro works wonderfully, for instance, in a living room, effectively illuminating the pages of a book or as stylish supplementary lighting in hotel lobbies or office receptions. Its slim, minimalistic form, typical for this family, serves as a subtle design accent, certainly adding to its style.

PET micro upright



new

CAT. N°	26569-M930-F3-00-12
POWER:	2.5W (M)
FLUX:	220lm
OPTICS:	32° (F ₁)
CCT:	2700K (27) 3000K (30) 4000K (40)
CONTROL:	ON/OFF (00)



NEW PRODUCT

Pet micro

FLOOR, TABLE, PORTABLE
Wall D. 370

LUMINARE FINISHES

- WHITE -13 ○
- BLACK -12 ●
- GREY -84 ●
- TERRACOTTA -83 ●
- TAUPE -82 ●
- GOLD -19 ●



THIN TUBE LED upright

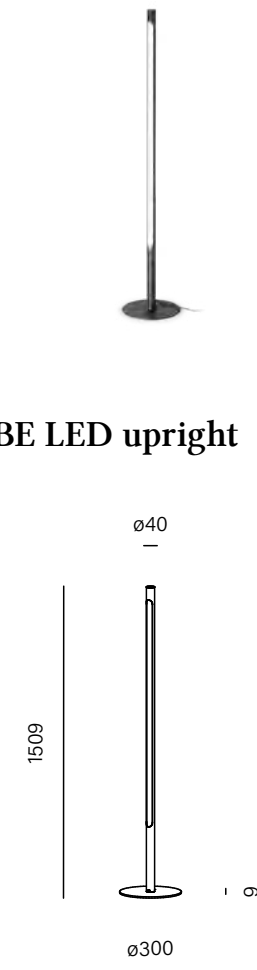
Lighting tailored for demanding spaces

In certain spaces, selecting the right ambient lighting isn't an easy task. At times, we need to resort to indirect lighting, which can be placed anywhere. That is where the THIN TUBE floor fixture excels. With high efficiency, it provides general lighting in places where mounting ceiling fixtures might be challenging, such as in attic spaces with angled ceilings.

Thin Tube

FLOOR, TABLE, PORTABLE
 suspended n. 250
 wall n. 378
 hermetic n. 420

THIN TUBE LED upright



CAT. N°	
26551-M930-D9-SW-12	
POWER:	17W (L) 34.5W (M)
FLUX:	2320lm - 4650lm
CCT:	2700K (27) 3000K (30) 4000K (40)
CONTROL:	ON/OFF (00) switchDIM (SW)



LUMINARE FINISHES

- WHITE -13 ○
- BLACK -12 ●
- GREY -84 ●
- TERRACOTTA -83 ●
- TAUPE -82 ●
- GOLD -19 ●

IP rated

IP rated



PODWYŻSZONYM

ip

Index Hermetic

Luminaires with increased ingress protection IP₃ or higher and regular finish. Perfect for spaces with difficult conditions — e.g. with increased humidity.

BLOS round



[p. 414](#)

HOLLOW 6



[p. 408](#)

new

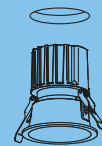
HOLLOW 8 lens



[p. 408](#)

new

HOLLOW 8



[p. 408](#)

new

HOLLOW micro



[p. 408](#)

MODERN BALL simple G/K



[p. 412](#)

MODERN BALL simple




[p. 412](#)

MODERN GLASS



[p. 416](#)

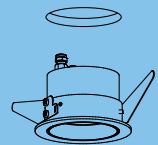
PUTT midi move



[p. 410](#)

new

PUTT midi



[p. 410](#)

new

PUTT mini



[p. 410](#)

new

SET RAW mini



[p. 424](#)

SET TRU surface



[p. 426](#)

SET TRU wall



[p. 426](#)

THIN TUBE



[p. 420](#)

DART spot



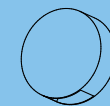
[p. 448](#)

DART upright




[p. 448](#)

LEDPOINT round



[p. 436](#)

LEDPOINT round up&down



[p. 436](#)

LEDPOINT square



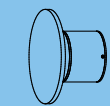
[p. 436](#)

LEDPOINT square up&down



[p. 436](#)

MAXI POINT wall



[p. 440](#)

new

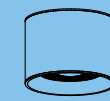
MAXI POINT upright



[p. 440](#)

new

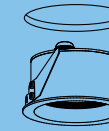
ONLY round mini surface



[p. 432](#)

new


ONLY round mini recessed



[p. 432](#)

new

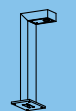
PET



[p. 434](#)

new

SLUP



[p. 444](#)

VIP round



[p. 438](#)

VIP round up&down



[p. 438](#)

VIP square



[p. 438](#)

VIP square up&down



[p. 438](#)

Index Exterior

Luminaires with increased ingress protection IP₄ or higher and special finish tested for durability in difficult external conditions, e.g. resistance to salt.




Discreet and effective

HOLLOW is the discreet companion for any interior facing heightened moisture levels. With an IP65 rating, it performs exceptionally well in bathrooms, even when exposed to direct streams of water. Despite its compact size, it can illuminate extensive spaces. HOLLOW is a simple fixture that conceals a deeply embedded light source, ensuring glare protection despite its fairly wide 40° beam angle.



Hollow

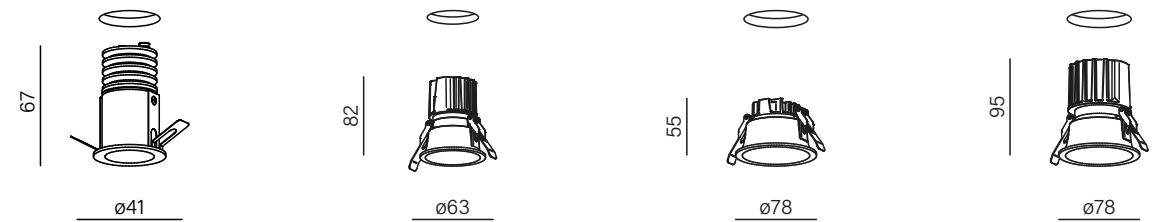




Hollow

HERMETIC
recessed n. 060

HOLLOW LED recessed micro | 6 | 8 lens | 8



new

new

new

	CAT. N°	CAT. N°	CAT. N°	CAT. N°
	38011-M930-FB-00-12	38059-M930-WB-00-12	38056-M930-FB-00-12	38052-M930-WB-00-12
POWER:	2.5W (M)	6W (M)	6W (M)	8.5W (M)
FLUX:	220lm	790lm	790lm	1090lm
OPTICS:	30° (F_)	49° (W_)	34° (F_)	41° (W_)
CCT:	2700K (27) 3000K (30) 4000K (40)			
CC DRIVER:	A	G		H
CONTROL:	ON/OFF (00) require driver (CC)*			



*Protection class, input voltage and IP rating for CC luminaires vary from above table.

LUMINAIRE FINISHES

- WHITE -13 ○
- BLACK -12 ●

Data for standard LED product is shown for LED light source 3000K. Other variants are available on our website.



PUTT midi LED hermetic recessed
THIN TUBE twist LED hermetic wall

Discover functional bathroom lighting

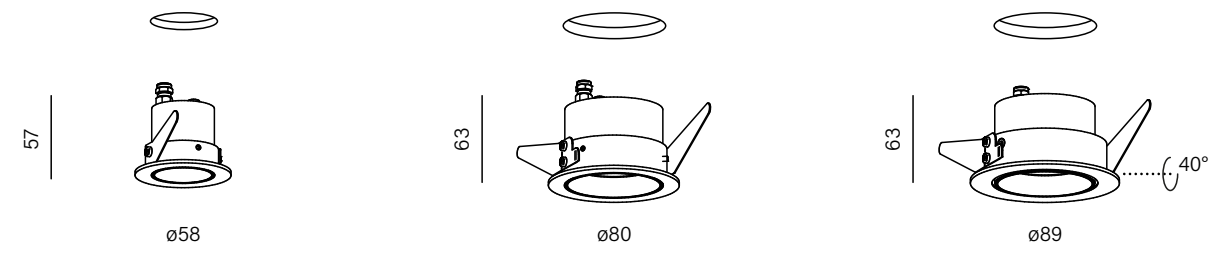
PUTT hermetic is perfect for spaces with heightened moisture, such as bathrooms. With its high IP54/20 waterproof rating, the fixture ensures complete safety even when splashed with water. PUTT hermetic is available in two variants: mini and midi, allowing for an even better adaptation to specific interior needs.



Putt

HERMETIC
recessed n. 048 052

PUTT LED recessed mini | midi | midi move



new

new

new

	CAT. N°	CAT. N°	CAT. N°
	38046-M930-WW-00-12	38045-M930-FW-00-12	38047-M930-FW-00-12
POWER:	4.5W (M)		8.5W (M)
FLUX:	540lm		1140lm
OPTICS:	20° (S_) 41° (W_)		18° (S_) 35° (F_) 50° (W_)
CCT:		2700K (27) 3000K (30) 4000K (40)	
CC DRIVER:	E		J
CONTROL:	ON/OFF (00) require driver (CC)*		ON/OFF (00) Phase-Control (PH) DALI (DA) require driver (CC)*



ACCESSORY

honeycomb



- | | |
|----------------------|---------------------------|
| RING FINISHES | LUMINAIRE FINISHES |
| WHITE -_W- ○ | WHITE -13 ○ |
| BLACK -_B- ● | BLACK -12 ● |
| GREY -_A- ● | GREY -84 ● |
| TERRACOTTA -_R- ● | TERRACOTTA -83 ● |
| TAUPE -_T- ● | TAUPE -82 ● |
| GOLD -_G- ● | GOLD -19 ● |

*Protection class, input voltage and IP rating for CC luminaires vary from above table.

Data for standard LED product is shown for LED light source 3000K. Other variants are available on our website.



Embrace timeless elegance

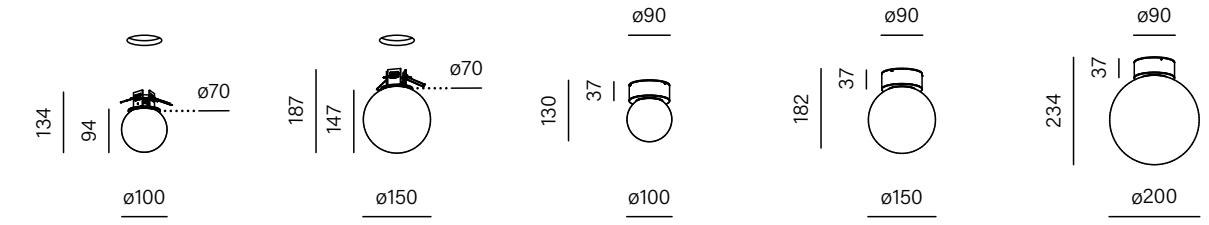
MODERN BALL embodies a blend of classic and elegance encapsulated in a single collection. Milky glass spheres emitting softly diffused light serve as a timeless interior decoration. The hermetic version, boasting an elevated IP54 waterproof rating, presents an excellent choice for bathrooms. It works well as general lighting or as mirror illumination. With a high colour rendering index (CRI>90) and glare protection, it serves as a proven solution for lighting public and residential spaces.



Modern Ball simple

HERMETIC
surface, 126
suspended, 224
Track, 334
table, 394
system, 464

MODERN BALL simple WP LED surface
mini G/K | midi G/K | mini | midi | maxi



	CAT. N°	CAT. N°	CAT. N°	CAT. N°	CAT. N°
	47015-M930-D0-00-12	47001-M930-D0-00-12	47016-M930-D0-00-12	47000-M930-D0-00-12	47014-M930-D0-00-12
POWER:	4W (L) 6W (M)	6W (L) 8.5W (M)	4W (L) 6W (M)	6W (L) 8.5W (M)	8W (L) 11.5W (M)
FLUX:	580lm - 790lm	790lm - 1090lm	580lm - 790lm	790lm - 1090lm	1170lm - 1610lm
CCT:	2700K (27) 3000K (30) 4000K (40)				
CC DRIVER:	G	H	-		
CONTROL:	ON/OFF (00) DALI (DA) Phase-Control (PH) require driver (CC)*			ON/OFF (00)	

LUMINAIRE FINISHES

- WHITE -13 ○
- BLACK -12 ●
- GREY -84 ●
- TERRACOTTA -83 ●
- TAUPE -82 ●
- GOLD -19 ●



*Protection class, input voltage and IP rating for CC luminaires vary from above table.

Data for standard LED product is shown for LED light source 3000K. Other variants are available on our website.



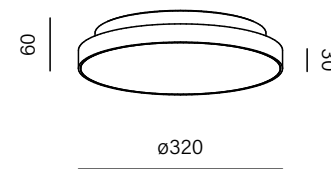
Impact and ingress protection

The BLOS collection, with its IP54 rating and IK10 mechanical resistance, is perfect for general lighting, even in harsh environments. What is more, the luminaires can be controlled using DALI protocol or Aqsmart - the wireless system as well as equipped with sensors, and their installation is extremely easy.

BLOS round distance LED hermetic surface | MODERN BALL simple midi LED hermetic surface



BLOS round distance LED hermetic



CAT. N°	
47019-M930-D9-00-12	
POWER:	11.5W (L) 23W (M)
FLUX:	1720lm - 3260lm
CCT:	2700K (27) 3000K (30) 4000K (40)
CONTROL:	ON/OFF (00) DALI (DA) Aqsmart (DB)



Blos round

HERMETIC
surface p. 142
suspended p. 244
track p. 330

LUMINAIRE FINISHES

- WHITE -13 ○
- BLACK -12 ●
- GREY -84 ●
- TERRACOTTA -83 ●
- TAUPE -82 ●
- GOLD -19 ●

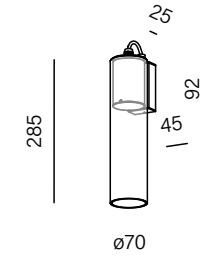


Proven way to illuminate the bathroom

MODERN GLASS encapsulates elegance within a minimalistic, timeless form. This collection emerged from a collaboration with the Czech design studio DECHEM. Handcrafted glass, in the form of slender tubes, serves as a decorative element in interiors. With an IP43 rating, the hermetic MODERN GLASS is resistant to splashes, making it ideal for creating a mood-enhancing ambiance in bathrooms.




MODERN GLASS Tube LED wall TR | TP | WP



GLASS	CAT. N°
TR	26521-M930-D9-00-12
TP	26520-M930-D9-00-12
WP	26518-M930-D9-00-12
POWER:	8.5W (M)
FLUX:	1140lm
CCT:	2700K (27) 3000K (30) 4000K (40)
CONTROL:	ON/OFF (00) Phase-Control (PH)



GLASS DETAIL




Modern Glass

HERMETIC
suspended p. 212
wall p. 354
system p. 464

LUMINAIRE FINISHES


- WHITE -13 ○
- BLACK -12 ●
- GREY -84 ●
- TERRACOTTA -83 ●
- TAUPE -82 ●
- GOLD -19 ●

Thin Tube



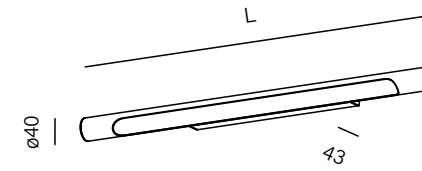
An effective way to illuminate mirrors

Certain cosmetic procedures demand exceptional precision. Therefore, it is essential to ensure adequate lighting for the person standing in front of the mirror. This task is well-handled by THIN TUBE. The twist version, with updated optics, excellently illuminates the face, allowing even the tiniest detail to be seen. This makes tasks like applying makeup or shaving even simpler.





THIN TUBE twist LED wall

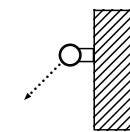


LENGTH	CAT. N°
400mm	26556-M930-D9-00-12
680mm	26557-M930-D9-00-12
960mm	26558-M930-D9-00-12
1240mm	26559-M930-D9-00-12
1520mm	26560-M930-D9-00-12
POWER:	4.5 - 21.5W (L) 8.5W - 43W (M)
FLUX:	580lm - 5820lm
CCT:	2700K (27) 3000K (30) 4000K (40)
CONTROL:	ON/OFF (00) DALI (DA)* switchDIM (SW)*



*from length 680mm

DIRECTION OF LIGHT



Thin Tube

HERMETIC
suspended ø. 250
wall ø. 378
floor ø. 398


LUMINAIRE FINISHES

- WHITE -13 ○
- BLACK -12 ●
- GREY -84 ●
- TERRACOTTA -83 ●
- TAUPE -82 ●
- GOLD -19 ●

Surprise yourself with exceptional performance

SET RAW mini hermetic is a minimalistic wall light primarily designed to illuminate the face of a person standing in front of a mirror. Apart from its elegant shape and functionality, it ensures safe usage – splashes are not a concern. With a high CRI>90, it guarantees precise colour rendering, crucial for everyday cosmetic and grooming routines.

Set Raw

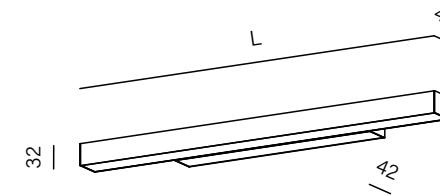




Set Raw mini

HERMETIC
recessed p. 094
suspended p. 252
wall p. 376

SET RAW mini LED wall



LENGTH	CAT. N°
580mm	26346-M930-D9-00-12
870mm	26348-M930-D9-00-12
1150mm	26350-M930-D9-00-12
1430mm	26352-M930-D9-00-12
1710mm	26305-M930-D9-00-12
1990mm	26307-M930-D9-00-12
POWER:	8.5 - 30W (L) 17W - 60W (M)
FLUX:	1160lm - 8140lm
CCT:	2700K (27) 3000K (30) 4000K (40)
CONTROL:	ON/OFF (00) DALI (DA)* AQsmart (DB)* switchDIM (SW)*

* from length 870



LUMINAIRE FINISHES

WHITE -13 ○
BLACK -12 ●




Exceptional parameters in a compact design

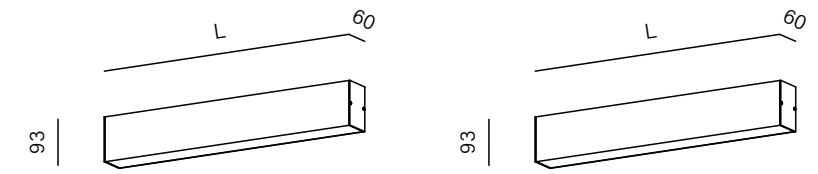
SET TRU in its hermetic version is another lighting solution perfect for areas prone to moisture exposure. Its minimalistic form serves as a modern addition, while the pleasantly diffused light ensures the highest visual comfort. Simultaneously, SET TRU offers high efficiency, making it a reliable choice for both bathroom mirror lighting and general lighting.

Tru

HERMETIC
recessed p. 096
surface p. 168
suspended p. 270
track p. 328
wall p. 382
system p. 492



SET TRU LED wall | surface



LENGTH	CAT. N°	CAT. N°
570mm	26363-M930-D9-00-12	40082-M930-D9-00-12
860mm	26365-M930-D9-00-12	40084-M930-D9-00-12
1140mm	26367-M930-D9-00-12	40086-M930-D9-00-12
1420mm	26369-M930-D9-00-12	40088-M930-D9-00-12
1700mm	26397-M930-D9-00-12	40027-M930-D9-00-12
1980mm	26399-M930-D9-00-12	40029-M930-D9-00-12
POWER:	8.5W - 30W (L) 17W - 60W (M)	
FLUX:	1160lm - 8140lm	
CCT:	2700K (27) 3000K (30) 4000K (40)	
CONTROL:	ON/OFF (00) DALI (DA) Aqsmart (DB) switchDIM (SW)	

the opal version (D9) has a Tunable-White option available from length 1140mm



LUMINAIRE FINISHES

- WHITE -13 ○
- BLACK -12 ●

ZEWNETRZNE

Exterior

Exterior



ŚCIEŻKA





ONLY round mini LED 230V exterior surface

Lighting to guide your way

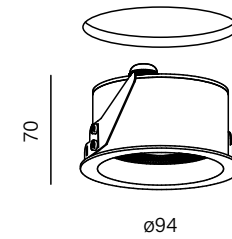
ONLY collection is perfect for moisture prone conditions. Thanks to its high IP65 waterproof rating, the fixture works wonders as shower or bathtub lighting and also in spaces around the house. It will illuminate pathways or driveways during evening returns, ensuring safety.



Only round mini

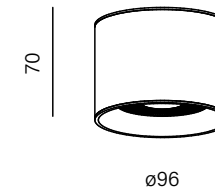
EXTERIOR

ONLY round mini LED 230V recessed | surface



CAT. N°

38049-M930-F3-PH-12



CAT. N°

47018-M930-F3-PH-12

POWER:	8W (M)
FLUX:	680lm
OPTICS:	26° (F_) 40° (W_) opal (D9)
CCT:	2700K (27) 3000K (30) 4000K (40)
CONTROL:	Phase-Control (PH)



LUMINAIRE FINISHES

- WHITE -13 ○
- BLACK -12 ●
- GREY -84 ●*
- TERRACOTTA -83 ●*
- TAUPE -82 ●*
- GOLD -19 ●*

*indoor use only



PET LED 230V exterior surface | LEDPOINT round up&down exterior wall

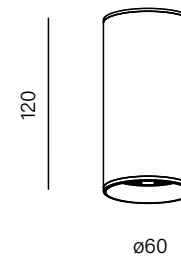
Precise lighting in a classic form

The PET collection epitomizes modernity and elegance. It highlights the refined character of interiors while showcasing that slender, minimalistic design can harmonize with excellent technical parameters. With an elevated IP65 waterproof rating, suitable for both indoor and outdoor use, it excels in spaces exposed to moisture. It effectively illuminates patios, home entrances, passageways or bathrooms.

Pet

- EXTERIOR
- surface, 114
- suspended, p. 236
- spot, p. 310
- track, p. 310
- wall, p. 358
- system, p. 464

PET LED 230V surface



CAT. N°

47029-M930-F3-PH-12

POWER:	8W (M)
FLUX:	680lm
OPTICS:	27° (F_)
CCT:	2700K (27) 3000K (30) 4000K (40)
CONTROL:	Phase-Control (PH)



LUMINAIRE FINISHES

- WHITE -13 ○
- BLACK -12 ●
- GREY -84 ●*
- TERRACOTTA -83 ●*
- TAUPE -82 ●*
- GOLD -19 ●*

*indoor use only



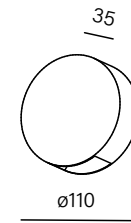
Embrace accent lighting

The facade of a house serves a representative function, making proper lighting essential. This is where LEDPOINT excels – a small wall lamp that (especially when grouped) paints original patterns with light, bringing the facade to life after dark. You have two fixture versions to choose from: round and square, both with precise light directed downwards, upwards or both.

Ledpoint

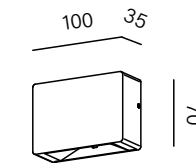
EXTERIOR

LEDPOINT wall round | square



CAT. N°

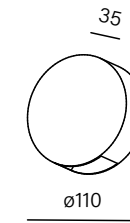
26544-M930-WB-00-12



CAT. N°

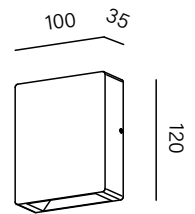
26546-M930-WB-00-12

LEDPOINT up&down wall round | square



CAT. N°

26545-M930-WB-00-12



CAT. N°

26547-M930-WB-00-12

	26544-M930-WB-00-12	26546-M930-WB-00-12	26545-M930-WB-00-12	26547-M930-WB-00-12
POWER:	3W (M)		6W (M)	
FLUX:	380lm		770lm	
OPTICS:	68° (W_)			
CCT:	2700K (27) 3000K (30)			
CONTROL:	ON/OFF (00)			



LUMINAIRE FINISHES

- WHITE -13 ○
- BLACK -12 ●




Facade lighting specialist

How to add the right glow to your facade? Simply ensure proper accent lighting. This is where the collection of atmospheric VIP lamps excels, painting decorative patterns on the wall. The fixture is available in the form of slender tubes or rectangles. Depending on the chosen version, VIP can direct light downwards, upwards or both.

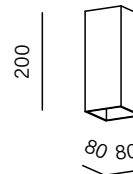
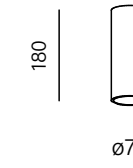
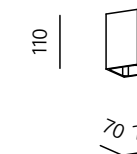
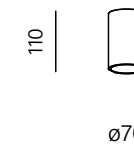
Vip

EXTERIOR



VIP LED 230V wall round | square

VIP up&down LED 230V wall round | square



	CAT. N°		CAT. N°		CAT. N°		CAT. N°	
	26540-M930-WB-PH-12		26542-M930-WB-PH-12		26541-M930-WB-PH-12		26543-M930-WB-PH-12	
POWER:	6W (M)				12W (M)			
FLUX:	510lm				1020lm			
OPTICS:	71° (W_)		65° (W_)		71° (W_)		65° (W_)	
CCT:	2700K (27) 3000K (30)							
CONTROL:	Phase-Control (PH)							



LUMINAIRE FINISHES

- WHITE -13 ○
- BLACK -12 ●



Create unique ambiance with light

MAXI POINT is another proposal for atmospheric accent lighting, emitting subtle, soft light that spreads across the wall. The upright version, used individually or in groups, is capable to dispel the darkness on surprisingly large area without upwards light emission.

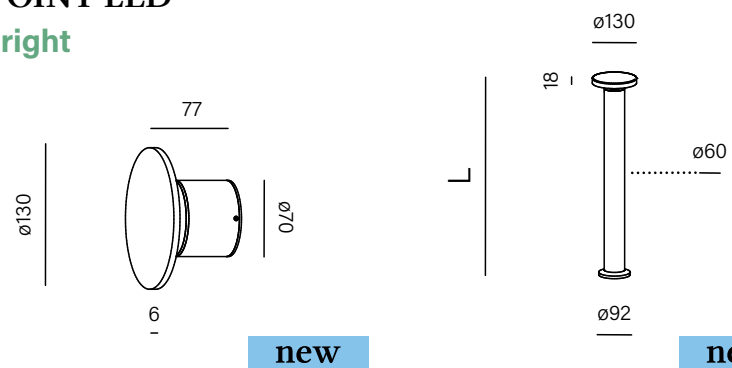
NEW PRODUCT



Maxi Point

EXTERIOR
Wall p. 364
system p. 464

MAXI POINT LED
wall | upright



	CAT. N°	LENGTH	CAT. N°
	26579-M930-D9-00-12	600mm	26578-M930-D9-00-12
		1000mm	26577-M930-D9-00-12
POWER:	4.5W (M)		6W (M)
FLUX:	540lm		790lm
CCT:	2700K (27) 3000K (30)		
CONTROL:	ON/OFF (00)		




LUMINAIRE FINISHES

BLACK -12 ●

Slup

Ensure safety after dark

The SLUP collection defines space, aids navigation and sets the direction of movement. Its sturdy construction and IP65 rating ensure resilience not only against adverse weather conditions but also against impacts, such as those from ball games. SLUP boasts easy installation and high durability. It works well illuminating pathways in front of homes or hotels.



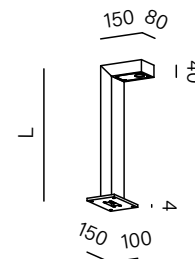
SLUP LED exterior upright



Slup

EXTERIOR

SLUP LED upright



LENGTH	CAT. N°
450mm	26548-M930-D0-00-12
600mm	26549-M930-D0-00-12
POWER:	9W (M)
FLUX:	1020lm
CCT:	2700K (27) 3000K (30)
CONTROL:	ON/OFF (00)




LUMINAIRE FINISHES

BLACK -12 ●

Dart

Discover pleasant
accent lighting

DART is a family of sealed spotlights that illuminate the most intriguing elements in your garden—drawing attention to plants, facades, or a gazebo. Thanks to the adjustable height and tilt of the spotlight, the fixture perfectly adjusts to specific needs. Its high IP65 waterproof rating ensures safety even on rainy days, while the minimalistic design serves as a discreet decoration.



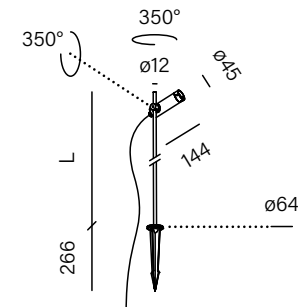
DART LED exterior upright



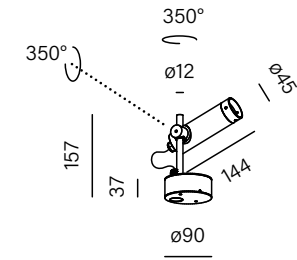
Dart

EXTERIOR

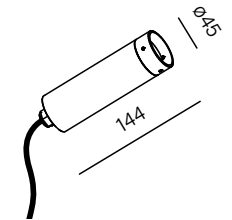
DART LED upright



DART LED spot



DART LED engine accessory¹



LENGTH	CAT. N°	CAT. N°	CAT. N°
120mm	26538-M930-F1-00-12	16444-M930-F1-00-12	81219-M930-F1-00-12
380mm	26539-M930-F1-00-12		
1000mm	26565-M930-F1-00-12		
POWER:	3W (M)		
FLUX:	290lm		
OPTICS:	33° (F_)		
CCT:	2700K (27) 3000K (30)		
CONTROL:	ON/OFF (00)		

¹ If a double version is needed, DART LED engine can be added to 380mm or 1000mm rod single version



LUMINAIRE FINISHES

BLACK -12 ●

Systems

SYSTEMY


SPIDER
IKI round



[p. 464](#)

new

SPIDER
MAXI POINT



[p. 464](#)

SPIDER
MODERN BALL



[p. 464](#)

SPIDER
MODERN GLASS



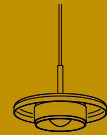
[p. 464](#)

SPIDER
PET



[p. 464](#)


SPIDER
QRLED next



[p. 464](#)

new

SPIDER
TRIBA

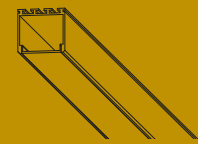


[p. 464](#)




new

ALULINE
midi




[p. 478](#)

ALULINE
mini




[p. 478](#)

LEDLINE soft



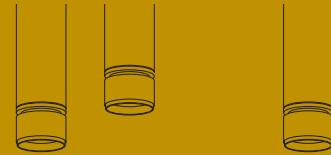
[p. 480](#)

MIXLINE



[p. 488](#)

PET rift



[p. 474](#)

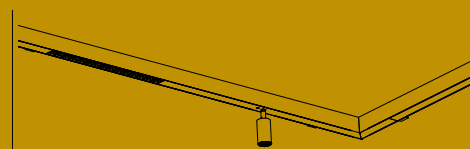
PIPER



[p. 468](#)


new

RAFTER mix



[p. 500](#)

TRU



[p. 492](#)

Index





MODERN BALL, simple midi LED spider - suspended | RAFTER mix LED recessed

ŚWIATŁO

IDEALNIE

DODASOWANE

The systems allow you to configure an individual solution that is based on standard families of AQForm fixtures. Linear models use elements of the MIXLINE, TRU and RAFTER series – modules with a milky cover, lenses and reflectors, supplemented with non-luminous and power sections. Individual elements can be connected together in a line, at an angle, and in selected systems it is also possible to move from the ceiling to the wall. Different sections or groups of sections can be controlled separately – depending on the individual layout. There are also recessed, surface-mounted and suspended versions to choose from.

Systems

Profile systems also allow you to create thin lighting lines of various sizes and strengths. These are the RAW mini, ALULINE, PIPER, MIXLINE, RAFTER, TRU and LEDLINE SOFT models.

The SPIDER system allows you to combine many suspended luminaires or wall lamps with a selected mounting box into one spectacular form.

PET rift and PET mini rift are systems that allow you to create suspended, surface-mounted or wall lamp models with various lengths and different finishes for each element.

The systems are individual, tailor-made solutions, yet based on proven components.



Mix, match, arrange, expand

The SPIDER system allows you to connect 2 to 8 devices, including additional boxes, to one mounting box. Suspended models and wall lamps, decorative in form or minimalistic, can be connected to one of many versions of a round or strip ceiling with a power supply. Additional mountings for power cables allow you to mount and arrange the luminaires in almost any way that suits the interior.

Spider



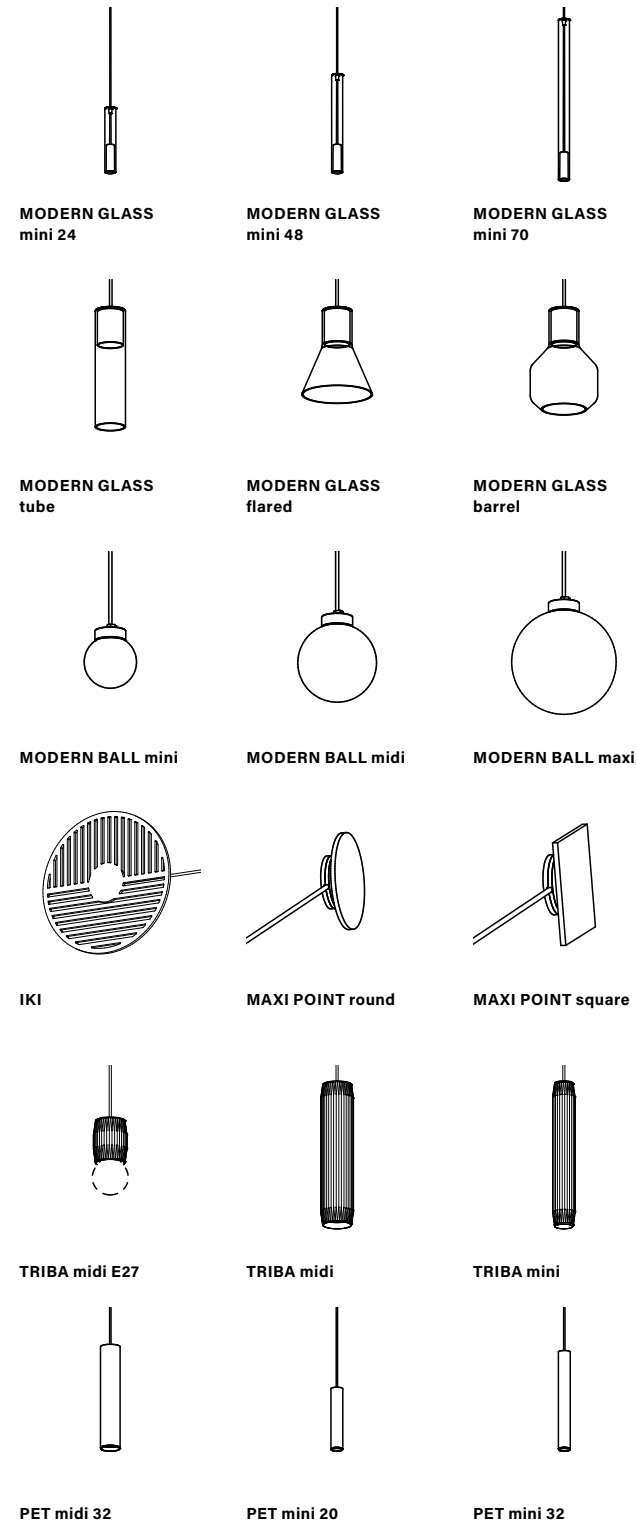


How to use system

Combining standard components into non-standard configurations – this is the idea behind systems. Modules with covers, spotlights, reflectors. Non-luminous, power supply elements. Suspended and surface-mounted luminaires, wall lamps. Power supply boxes of various shapes and the number of possible connections. All these elements and how to configure them are presented on the following pages.

1. Choose luminaire module

Select the shape, finish and colour of the luminaire for the SPIDER system.



2. Choose lamp canopy

Choose the size, colour and finish of the lamp canopy. More holes or non-standard arrangements are possible. Remember that more than one lamp canopy can be joined together. For versions of x6, x7 and x8 – check out our website.

	x2 2 holes	x2 side 2 holes side	x3 3 holes	x3 side 3 holes side	x4 4 holes	x4 side 4 holes side	x5 5 holes	x5 side 5 holes side
 34 $\phi 90$ canopy round 9 side				50590-__				
 34 $\phi 120$ canopy round 12 side								50467-__
 42 $\phi 230$ $\phi 270$ canopy round 27	51489-__	51483-__	50469-__	51502-__	51490-__	51484-__	51491-__	51485-__
 42 $\phi 230$ $\phi 270$ canopy round 27 side								
 42 $\phi 320$ $\phi 360$ canopy round 36	51477-__	51495-__	51469-__	51496-__	51478-__	51497-__	51479-__	51498-__
 42 $\phi 320$ $\phi 360$ canopy round 36 side								
 42 $\phi 404$ $\phi 440$ canopy round 44	51471-__		51470-__		51472-__		51473-__	
 32 308 42 canopy bar 31x2	51000-__							
 32 548 42 canopy bar 55x2			51001-__					

3. Choose ceiling fixing

Select the colour, finish and number of ceiling fixing needed.



ceiling fixing
50249-__

4. Define cables

Choose the colour of the cable, then select the number of wires needed. The standard cable length per a SPIDER module is 1400mm. Longer on request.

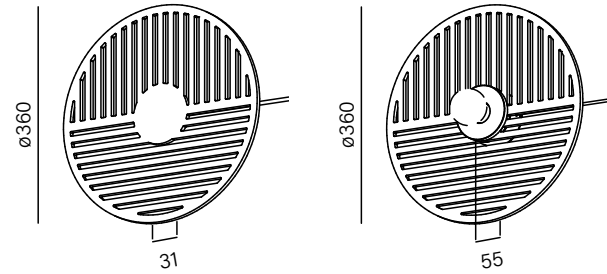


black white transparent white textile black textile bright textile

Spider

SYSTEMS

IKI round wall LED | E27

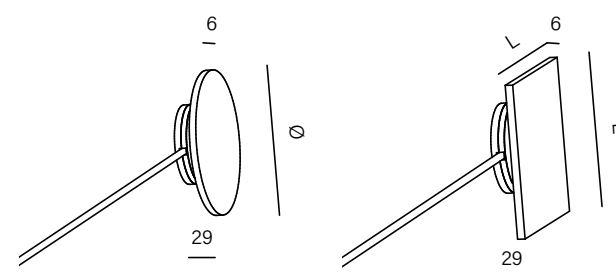


new

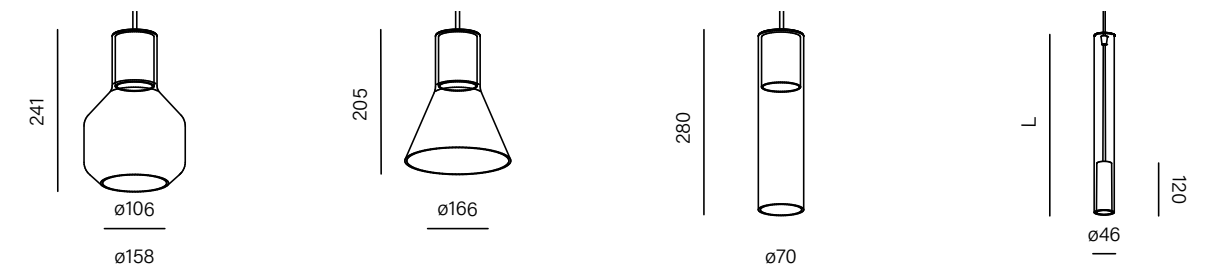
new

CAT. N°	CAT. N°	DIAMETER	CAT. N°	LENGTH	CAT. N°
26564-A930-D9-CC-A2	2662-0000-U8-PH-O2	ø80mm	26553-A930-D9-CC-12	80x80mm	26556-A930-D9-CC-12
		ø128mm	26513-A930-D9-CC-12	120x120mm	26514-A930-D9-CC-12

MAXI POINT wall round | square



MODERN GLASS suspended barrel | flared | tube | mini

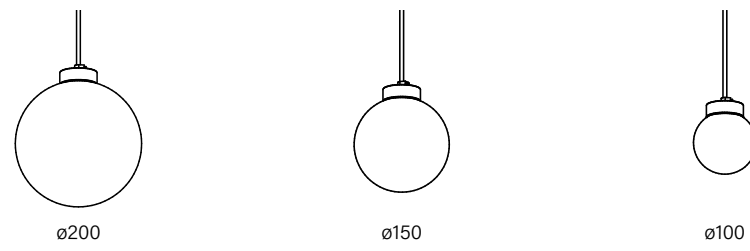


FOR CAT. N° CHECK OUT OUR WEBSITE

LED	aqform.com/M11095	aqform.com/M11095	aqform.com/M11095	aqform.com/M19615
E27	aqform.com/M11025	aqform.com/M11025	aqform.com/M11025	
GU10	aqform.com/M11035	aqform.com/M11035	aqform.com/M11035	

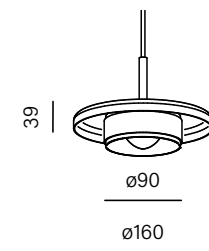


MODERN BALL simple suspended maxi | midi | mini



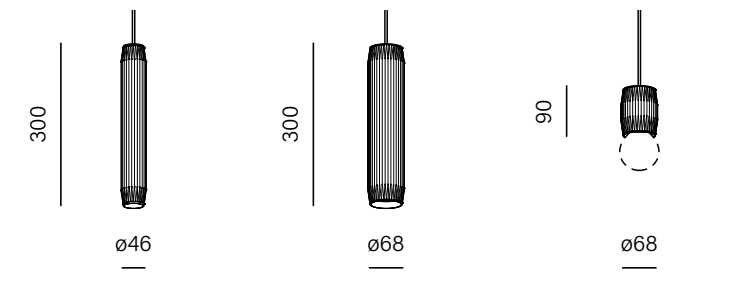
CAT. N°	CAT. N°	CAT. N°	CAT. N°
59902-A930-D0-CC-12	59837-A930-D0-CC-12	59901-A930-D0-CC-12	59930-A930-W3-CC-12

QRLED next suspended



new

TRIBA suspended mini | midi | midi E27



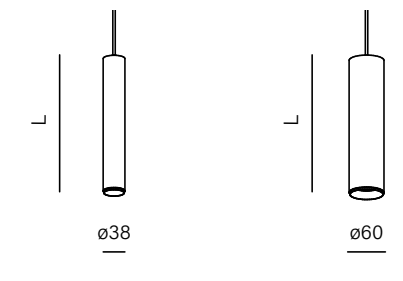
new

new

new

CAT. N°	CAT. N°	CAT. N°
59929-M930-FB-00-12	59928-M930-FB-00-12	59927-0000-U8-PH-12

PET suspended mini | midi



LENGTH	CAT. N°	CAT. N°
200mm	59820-M930-WB-00-12	59817-M930-WB-00-12
320mm	59821-M930-WB-00-12	59818-M930-WB-00-12


RING FINISHES
PET | MODERN GLASS mini | TRIBA LED

- | | | | |
|-----------------|---|----------------|---|
| WHITE -_W- | ○ | WHITE -13 | ○ |
| BLACK -_B- | ● | BLACK -12 | ● |
| GREY -_A- | ● | GREY -84 | ● |
| TERRACOTTA -_R- | ● | TERRACOTTA -83 | ● |
| TAUPE -_T- | ● | TAUPE -82 | ● |
| GOLD -_G- | ● | GOLD -19 | ● |



Piper

NEW
PRODUCT



One 230V power feed | toolless elements connection
CCT switch (2700K, 3000K, 4000K) | phase-control dimming

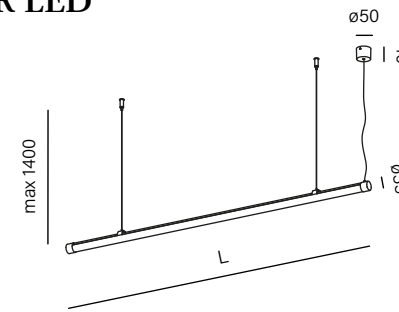




The PIPER system is based on lighting tubes suspended on thin cables, providing diffused and soft light. It allows for easy connection by using flexible, plug-in connectors. One power source on the ceiling or wall is sufficient to connect multiple fixtures. An additional advantage of the system is the ability to choose one of three colour temperature values using the switch mounted on each fixture.



PIPER LED



new

POWER:	19.5W (M)
FLUX:	2670lm
CCT:	adjustable 2700K, 3000K, 4000K (42)
CONTROL:	Phase-Control (PH)



NEW PRODUCT

Piper

SYSTEMS
suspended, p. 198

LUMINAIRE FINISHES

BLACK -12 ●

Good light and
creative freedom



DECYDUJESZ

Pet rift

The system is based on PET and PET mini fixtures. It uses their lighting modules. It has identical light parameters and lighting characteristics. It allows you to choose the colours of the body, the lighting module and the decorative ring separately.

The surface-mounted PET rift version can have a total length ranging from 20 to 100cm in 10 cm intervals.

The suspended variant PET rift and PET mini rift allows you to choose one of three cable colours.

The PET mini rift wall lamp model is equipped with two light modules: one up, the other down. The total length of this fixture ranges from 20 to 100cm.

PROJEKTUJESZ



How to use system

Pick a length inbetween 20cm and 100cm.

Choose the size and colour of each section (tube, lighting unit and its decorative ring).



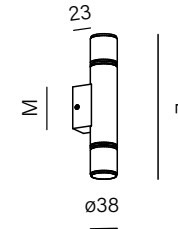
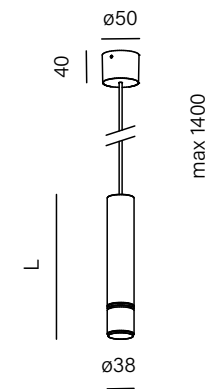
200-1000mm



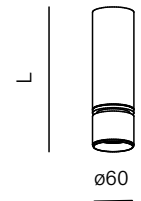
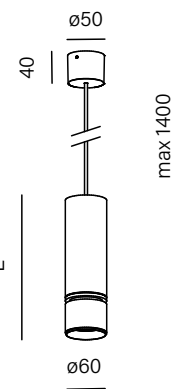
Pet rift

SYSTEMS

PET mini rift suspended | wall



PET midi rift suspended | surface



POWER:	4.5W (M)	6.5W (M)	8.5W (M)
FLUX:	540lm	590lm	1140lm
OPTICS:	20° (F_) 41° (W_)		18° (S_) 35° (F_) 50° (W_)
CCT:	2700K (27) 3000K (30) 4000K (40)		
CONTROL:	ON/OFF (00)		ON/OFF (00) DALI (DA) Aqsmart (DB)



RING FINISHES	LUMINAIRE FINISHES
WHITE -_W- ○	WHITE -13 ○
BLACK -_B- ●	BLACK -12 ●
GREY -_A- ●	GREY -84 ●
TERRACOTTA -_R- ●	TERRACOTTA -83 ●
TAUPE -_T- ●	TAUPE -82 ●
GOLD -_G- ●	GOLD -19 ●

Aluline

Infinite lines without bright spots

The system allows you to create continuous light lines on the ceiling and wall. The profiles are equipped with opal covers and LED strips providing continuous light. They can be connected into any straight or broken sections.

The system is prepared for an individual request.

It is available in two recessed versions (with frame and frameless) and surface-mounted.




How to use system

The system allows you to create continuous light lines on the ceiling and wall.

The profiles are equipped with opal covers and LED strips providing continuous light. They can be connected into any straight or broken sections.

The system is prepared for an individual request. It is available in two recessed versions (with frame and frameless) and surface-mounted (mini and midi).

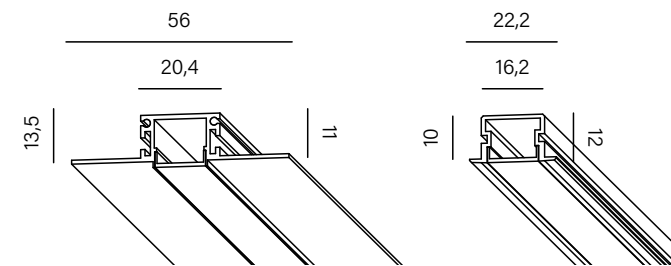
On request, you can order ALULINE with black cover. When turned ON, it shines evenly.



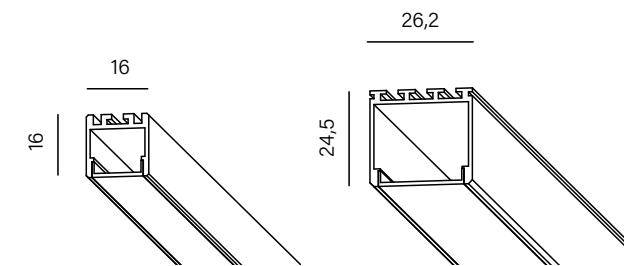
Aluline

SYSTEMS

ALULINE mini trimless recessed | recessed | surface




ALULINE midi surface




LENGTH	CAT. N°	CAT. N°	CAT. N°	CAT. N°
1000mm	70125-M930-D9-00-11	70124-M930-D9-00-70	70126-M930-D9-00-70	71216-M930-D9-00-12
2000mm	71238-M930-D9-00-11	71236-M930-D9-00-70	71240-M930-D9-00-70	71242-M930-D9-00-12
3000mm	71239-M930-D9-00-11	71237-M930-D9-00-70	71241-M930-D9-00-70	
POWER:		10W/m		20W/m
FLUX:		850lm/m		1700lm/m
OPTICS:		opal (D9)		
CCT:		3000K (30)		
CONTROL:		ON/OFF (00) DALI (DA) Aqsmart (DB)		



LUMINAIRE FINISHES	LUMINAIRE FINISHES
ALULINE mini recessed surface	ALULINE midi
ALU ANODIZED -70 ●	WHITE -13 ○
BLACK ANODIZED -72 ●	BLACK -12 ●
	GREY -84 ●
ALULINE mini trimless recessed	TERRACOTTA -83 ●
ALU NATURAL -11 ●	TAUPE -82 ●
	GOLD -19 ●





A way to softly pour light

Using this system, you can create a light line embedded in the surface of the wall or ceiling. The LED strip is placed on the side of the profile behind a milky cover, providing soft and delicate light.

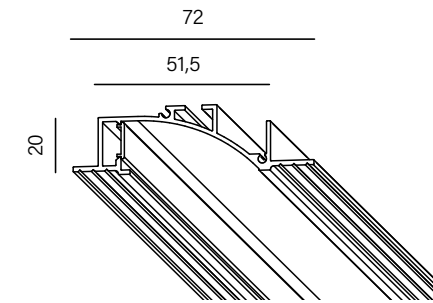
The system elements can be connected together in a line, at a right angle, or as a transition from the ceiling to the wall. It is perfect for intimate lighting of floors or ceilings from a short distance.



Ledline soft

SYSTEMS

LEDLINE soft recessed



CAT. N°	
	70129-M930-D9-00-13
POWER:	10W/m
FLUX:	850lm/m
OPTICS:	opal
CCT:	3000K (30)
CONTROL:	ON/OFF (00) DALI (DA) AQsmart (DB)



LUMINAIRE FINISHES

WHITE -13 ○

Effectiveness, style
and elegance

SKUTECZNOŚĆ

STYL

Mixline

The system can be composed of modules equipped with lenses, opal diffuser and PET reflectors. Additionally, there are non-luminous sections and power supply sections, which must be appropriately selected to the length of the system.

Straight and angular connectors and wall-ceiling elements allow you to create various configurations.

The MIXLINE system is available in recessed, surface-mounted and suspended versions.

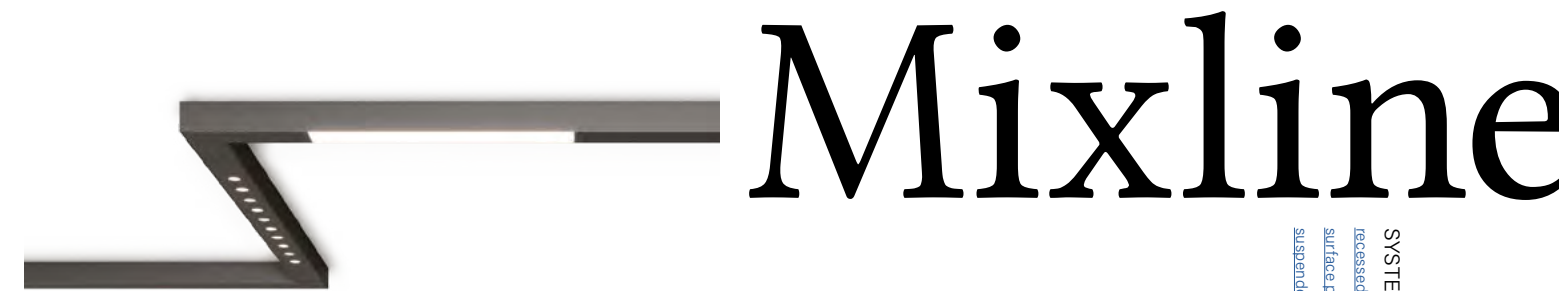
I ELEGANCJA







How to use system



Mixline

SYSTEMS
recessed p. 090
surface p. 158
suspended p. 260

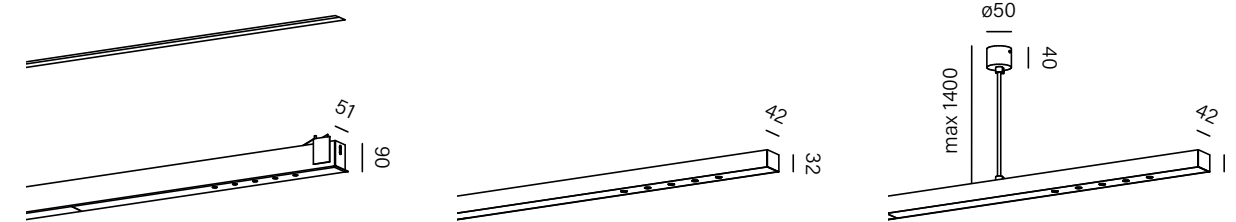
The system can be composed of modules equipped with lenses, opal covers and PET reflectors. Additionally, there are non-luminous sections and power supply sections, which must be appropriately selected to the length of the system.

Straight and angular connectors and wall-ceiling elements allow you to create various configurations.

The MIXLINE system is available in recessed, surface-mounted and suspended versions.



MIXLINE LED recessed | surface | suspended



POWER:	diffuser (per 28 cm): 8.5W lens (per set of 5): 3.5W
FLUX:	diffuser (per 28 cm): 1160lm lens (per set of 5): 450lm
OPTICS:	opal 26° (F_) 54° (W_)
CCT:	2700K (27) 3000K (30) 4000K (40)
CONTROL:	ON/OFF (00) switchDIM (SW) DALI (DA) AQsmart (DB)



For a continuous line of light, check out the RAW mini system: aqform.com/R10013



LUMINAIRE FINISHES

- WHITE -13 ○
- BLACK -12 ●
- GREY -84 ●
- TERRACOTTA -83 ●
- TAUPE -82 ●
- GOLD -19 ●

SWIATKO

Tru

Reliability, resourcefulness, agility, and unwavering commitment

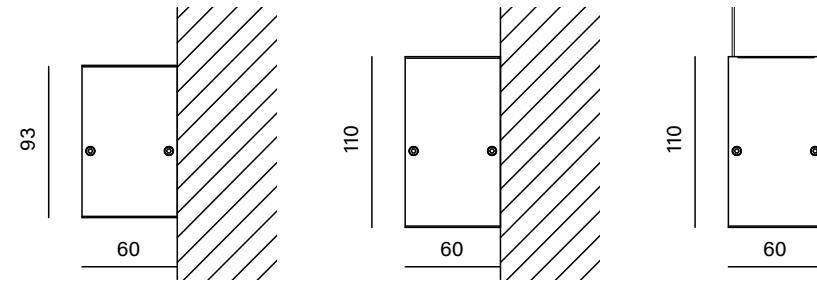
TRU uses profiles and technology used in SET TRU family fixtures. This is a very efficient system that will serve well as general lighting even in large spaces. Elements can be connected together into complex structures using dedicated connectors. The system offers two types of covers – standard opal and microprismatic (PRO version), which allows for low glare and high visual comfort. Two power variants, different types of control, including AQsmart, three different colour temperature values to choose from, and the Tunable-White version allow you to create a professional lighting system perfectly suited to the interior and the needs of users.





TRU

wall | up&down wall | up&down suspended



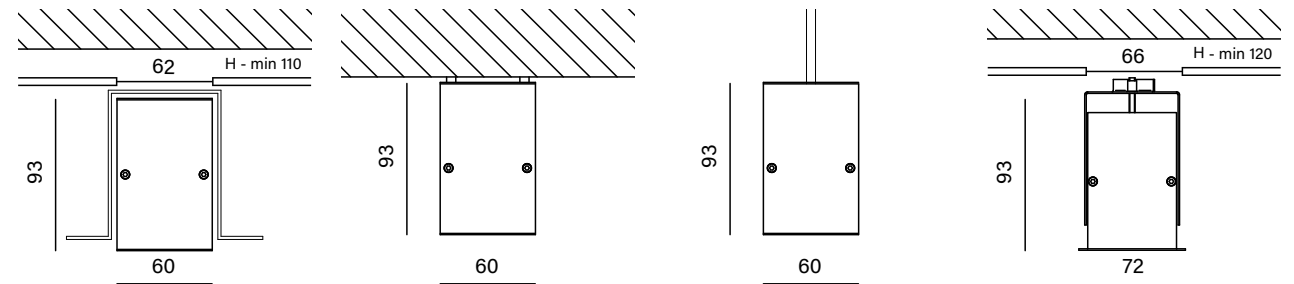
POWER:	per 28 cm: 4.5W (L) 8.5W (M)	per 28 cm: 8W (L) 17W (M)
FLUX:	per 28 cm: 560 lm (L) 1160 lm (M)	per 28 cm: 1160 lm (L) 2320 lm (M)
OPTICS:	opal microprism	
CCT:	2700K (27) 3000K (30) 4000K (40)	
CONTROL:	ON/OFF switchDIM DALI Aqsmart	

Tru

SYSTEMS
 recessed p. 096
 surface p. 168
 suspended p. 270
 track p. 328
 wall p. 382
 hermetic p. 426

TRU

recessed | surface | suspended | trim recessed



POWER:	(per 28 cm): 4.5W (L) 8.5W (M)
FLUX:	(per 28 cm): 580 lm (L) 1160 lm (M)
OPTICS:	opal microprism
CCT:	2700K (27) 3000K (30) 4000K (40)
CONTROL:	ON/OFF switchDIM DALI Aqsmart

the opal version (D9) has a Tunable-White option available



LUMINAIRE FINISHES

- WHITE -13 ○
- BLACK -12 ●
- GREY -84 ●
- TERRACOTTA -83 ●
- TAUPE -82 ●
- GOLD -19 ●

Simple form, various
lighting methods

PROSTA FORMA




Rafter

An extensive system based on luminaires from the RAFTER family, in which it is possible to connect components providing very different ways of lighting. It is available in three installation versions: recessed, surface-mounted and suspended.

The RAFTER mix system can be composed of three different lighting elements. Points modules provide directional light straight down and achieve low glare. Modules with an opal cover work well as soft general lighting. And PET LED elements are a good solution for accent lighting.

The RAFTER system is based on profiles with an opal cover, which allow you to compose long luminous lines and connect them at right angles. Three power versions and four control options are available and make it possible to precisely adjust the amount of light to a specific room.

ROZ
SPOSOBY
ŚWIECENIA

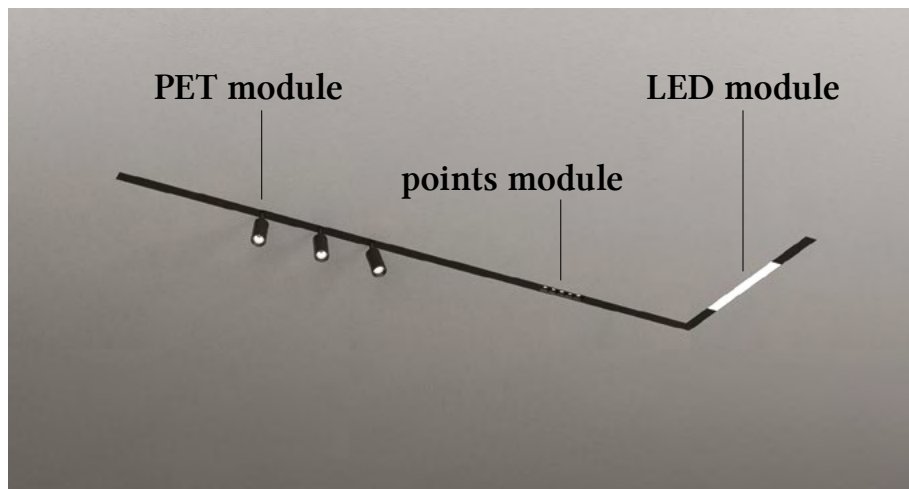




How to use system

The system can be composed of modules equipped with lenses, opal covers and PET reflectors.

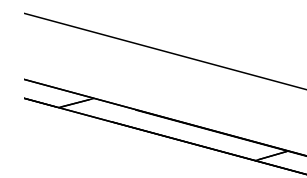
Additionally, there are non-luminous sections and power supply sections, which must be appropriately selected to the length of the system.



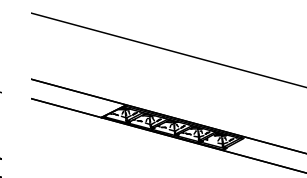
Rafter mix

SYSTEMS
recessed p.082/086
surface p.150
suspended p.264
spot p.324
track p.324
wall p.380

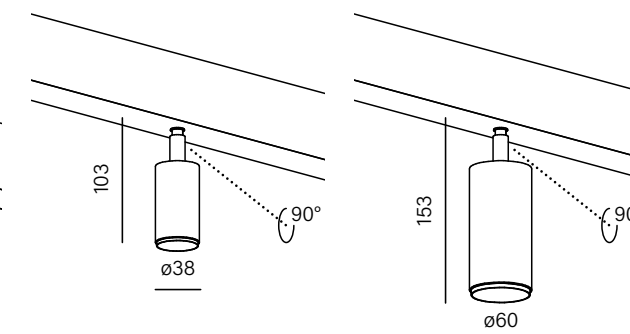
RAFTER LED module



RAFTER points module



RAFTER PET module mini | midi



POWER:	diffuser (per 28 cm): 4W (L) 8.5W (M)	3.5W (L) 7.5W (M)	4.5W (M)	8.5W (M)
FLUX:	diffuser (per 28 cm): 580lm (L) 1160lm (M)	440lm (L) 780lm (M)	540lm	1140lm
OPTICS:	opal (D9)	35° (F_) 50° (W_)	20° (S_) 41° (W_)	18° (S_) 35° (F_) 50° (W_)
CCT:	2700K (27) 3000K (30) 4000K (40)			
CONTROL:	ON/OFF (00) switchDIM (SW) DALI (DA) Aqsmart (DB)			

* for RAFTER points module and RAFTER PET module

For a continuous line of light, check out the RAFTER system based on opal diffuser: aqform.com/F71214



LUMINARIE FINISHES

- WHITE -13 ○
- BLACK -12 ●
- GREY -84 ●
- TERRACOTTA -83 ●
- TAUPE -82 ●
- GOLD -19 ●

ZADANIOWY



Design: loft Architektura Małgorzata Hendrych-Lubińska | Photo: Agata Hasula

Restauracja Pizza i Wino, Bydów

THIN TUBE asymmetry LED suspended custom project

Custom made

ROZWIĄZANIA

SKROJONE

NA MIARĘ

An experienced design team, an extensive research and development center and our own production lines allow us to create unique lighting systems, tailored to the idea and vision of an architect or investor. We use existing solutions or fixture elements – but if necessary, we also develop completely new systems, from scratch.







Restaurant Vier, Kortrijk

MODERN BALL, simple midi LED spidersuspended custom project



Restaurant Vier, Kortrijk

Design: Jelle Neels | Lighting design: Light Consult | Installateur: Marc Destoop | Photo: Fort 07


The background features a complex arrangement of overlapping geometric shapes in bright yellow, solid black, and light gray. On the left side, there are several vertical and horizontal blocks of these colors, some with curved edges. A prominent black shape with a curved top edge is visible in the upper left. The right side of the image is dominated by a large, solid yellow area. The word "Outro" is centered in the upper right portion of this yellow area.

Outro


Dimensions of optics placement

MIXLINE


MIXLINE 160 LED recessed/surface/suspended



MIXLINE 188 LED recessed/surface/suspended



MIXLINE 216 LED recessed/surface/suspended



MIXLINE 167 INV LED recessed/surface/suspended




MIXLINE 192 INV LED recessed/surface/suspended




OPTIMA


OPTIMA 98 up&down LED suspended



OPTIMA 138 up&down LED suspended




OPTIMA 168 up&down LED suspended




OPTIMA 98 LED suspended



OPTIMA 138 LED suspended

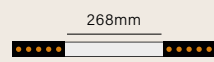


OPTIMA 168 LED suspended



RAFTER


RAFTER points 54 LED section recessed/surface/suspended



RAFTER points 94 LED section recessed/surface/suspended




RAFTER points 133 LED section recessed/surface/suspended



RAFTER points 173 LED section recessed/surface/suspended

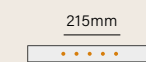


RAFTER points 213 LED section recessed/surface/suspended



LENS LINE

LENS LINE 54 LED section surface




LENS LINE 96 LED section recessed/surface/suspended



LENS LINE 149 LED section recessed/surface/suspended



LENS LINE 202 LED section recessed/surface/suspended



index by name

A

AQfelt OVALL BALL LED suspended [p. 230](#)
 AQfelt OVALL RAFTER LED suspended [p. 230](#)
 AQfelt OVALL RAFTER points LED section suspended [p. 230](#)
 AQfelt STAVE RAFTER LED suspended [p. 230](#)
 AQfelt STAVE RAFTER points LED section suspended [p. 230](#)
 AQfelt WAVE RAFTER LED suspended [p. 230](#)
 AQfelt WAVE RAFTER points LED section suspended [p. 230](#)

B

BIG SIZE next round LED recessed [p. 072](#)
 BIG SIZE next round LED surface [p. 146](#)
 BIG SIZE next round LED suspended [p. 274](#)
 BIG SIZE PRO next round LED recessed [p. 072](#)
 BIG SIZE PRO next round LED surface [p. 146](#)
 BIG SIZE PRO next round LED suspended [p. 274](#)
 BLOS cast C LED surface [new](#) [p. 142](#)
 BLOS round distance LED hermetic surface [p. 414](#)
 BLOS round LED track [p. 330](#)
 BLOS round LED suspended [p. 244](#)
 BLOS round LED suspended track [p. 330](#)

C

CAMBER square mini LED wall [p. 362](#)
 CONA E27 suspended [new](#) [p. 178](#)

D

DART LED exterior spot [p. 448](#)
 DART LED exterior upright [p. 448](#)
 DART LED engine [p. 448](#)

E

equilibra BALANS suspended [p. 246](#)

F

FLARED cast G E27 suspended [new](#) [p. 184](#)
 FLARED cast G LED suspended [new](#) [p. 184](#)
 FLYING BALL arc LED suspended [p. 216](#)
 FLYING BALL side LED suspended [p. 216](#)
 FLYING BALL up&down LED suspended [p. 216](#)

G

GRAPH LED wall [p. 360](#)

H

HOLLOW GU10 recessed [new](#) [p. 062](#)
 HOLLOW micro LED recessed [p. 060](#)
 HOLLOW micro LED hermetic recessed [p. 408](#)
 HOLLOW move LED recessed [new](#) [p. 062](#)
 HOLLOW LED recessed [new](#) [p. 060](#)
 HOLLOW LED hermetic recessed [new](#) [p. 408](#)
 HYPER maxi zoom LED track [p. 314](#)
 HYPER zoom LED G/K spot [p. 314](#)
 HYPER zoom LED flattrack [new](#) [p. 314](#)
 HYPER zoom LED high multitrack [p. 314](#)
 HYPER zoom LED multitrack [p. 314](#)
 HYPER zoom LED spot [p. 314](#)
 HYPER zoom LED track [p. 314](#)

I

IKI E27 round suspended [new](#) [p. 188](#)
 IKI E27 suspended [p. 188](#)
 IKI LED suspended [p. 188](#)
 IKI round E27 wall [new](#) [p. 352](#)
 IKI round LED wall [new](#) [p. 352](#)

K

KLIVA E27 surface [new](#) [p. 350](#)

L

LEDPOINT round exterior wall [p. 436](#)
 LEDPOINT round up&down exterior wall [p. 436](#)
 LEDPOINT square exterior wall [p. 436](#)
 LEDPOINT square up&down exterior wall [p. 436](#)
 LENS LINE 180x89 LC LED recessed [p. 092](#)
 LENS LINE 180x89 LC LED surface [p. 164](#)
 LENS LINE 180x89 LC LED suspended [p. 256](#)
 LENS LINE 180x89 RC LED recessed [p. 092](#)
 LENS LINE 180x89 RC LED surface [p. 164](#)
 LENS LINE 180x89 RC LED suspended [p. 256](#)
 LENS LINE LED recessed [p. 092](#)
 LENS LINE LED section recessed [p. 092](#)

LENS LINE LED section surface [p. 164](#)
 LENS LINE LED section suspended [p. 256](#)
 LENS LINE LED surface [p. 164](#)

M

MAXI RING dot LED surface [p. 136](#)
 MAXI RING dot LED suspended [p. 242](#)
 MAXI POINT round LED G/K wall [p. 364](#)
 MAXI POINT round LED wall [p. 364](#)
 MAXI POINT square LED G/K wall [p. 364](#)
 MAXI POINT square LED wall [p. 364](#)
 MAXI POINT round LED exterior wall [new](#) [p. 440](#)
 MAXI POINT LED exterior upright [new](#) [p. 440](#)
 MIDI RING dot LED surface [p. 136](#)
 MIDI RING dot LED suspended [p. 242](#)
 MIDI RING rim LED surface [p. 138](#)
 MINI RING rim LED surface [p. 138](#)
 MIDI RING rim LED recessed [new](#) [p. 070](#)
 MINI RING rim LED recessed [new](#) [p. 070](#)
 MODERN BALL asymmetry x4 LED surface [p. 130](#)
 MODERN BALL asymmetry x4 LED suspended [p. 220](#)
 MODERN BALL LED surface [p. 130](#)
 MODERN BALL simple maxi LED G/K suspended [p. 224](#)
 MODERN BALL simple maxi LED suspended [p. 224](#)
 MODERN BALL simple maxi LED hermetic surface [p. 412](#)
 MODERN BALL simple midi LED flattrack [new](#) [p. 334](#)
 MODERN BALL simple midi LED G/K suspended [p. 224](#)
 MODERN BALL simple midi LED hermetic surface [p. 412](#)
 MODERN BALL simple midi LED hermetic G/K surface [p. 412](#)
 MODERN BALL simple midi LED high multitrack [p. 334](#)
 MODERN BALL simple midi LED multitrack [p. 334](#)
 MODERN BALL simple midi LED suspended [p. 224](#)
 MODERN BALL simple midi LED suspended flattrack [new](#) [p. 334](#)
 MODERN BALL simple midi LED suspended multitrack [p. 334](#)
 MODERN BALL simple midi LED track [p. 334](#)
 MODERN BALL simple mini LED flattrack [new](#) [p. 334](#)
 MODERN BALL simple mini LED G/K suspended [p. 224](#)
 MODERN BALL simple mini LED suspended flattrack [new](#) [p. 224](#)
 MODERN BALL simple mini LED suspended microtrack [p. 334](#)
 MODERN BALL simple mini LED suspended [p. 224](#)
 MODERN BALL simple mini LED hermetic surface [p. 412](#)
 MODERN BALL simple mini LED hermetic G/K surface [p. 412](#)
 MODERN BALL simple mini LED microtrack [p. 334](#)
 MODERN BALL LED table [p. 394](#)
 MODERN BALL x2 LED surface [p. 130](#)
 MODERN BALL x2 LED suspended [p. 220](#)
 MODERN BALL x3 LED surface [p. 130](#)
 MODERN BALL x3 LED suspended [p. 220](#)
 MODERN GLASS Barrel E27 suspended [p. 212](#)
 MODERN GLASS Barrel GU10 suspended [p. 212](#)
 MODERN GLASS Barrel LED suspended [p. 212](#)
 MODERN GLASS Flared E27 suspended [p. 212](#)
 MODERN GLASS Flared GU10 suspended [p. 212](#)
 MODERN GLASS Flared LED suspended [p. 212](#)
 MODERN GLASS mini LED G/K suspended [p. 208](#)

MODERN GLASS mini LED suspended [p. 208](#)
 MODERN GLASS Tube E27 suspended [p. 212](#)
 MODERN GLASS Tube GU10 suspended [p. 212](#)
 MODERN GLASS Tube LED hermetic wall [p. 416](#)
 MODERN GLASS Tube LED suspended [p. 212](#)
 MODERN GLASS Tube LED wall [p. 354](#)
 MROOM LED exterior table [new](#) [p. 392](#)
 MROOM LED upright [new](#) [p. 392](#)

O

OKKA E27 suspended [new](#) [p. 194](#)
 ONLY round mini LED 230V exterior recessed [new](#) [p. 432](#)
 ONLY round mini LED 230V exterior surface [new](#) [p. 432](#)
 OPTIMA LED suspended [p. 268](#)
 OPTIMA up&down LED suspended [p. 268](#)

P

PET E27 surface [new](#) [p. 114](#)
 PET E27 suspended [new](#) [p. 238](#)
 PET GU10 spot [p. 310](#)
 PET GU10 surface [p. 114](#)
 PET GU10 suspended [p. 238](#)
 PET GU10 track [p. 310](#)
 PET maxi LED G/K spot [p. 310](#)
 PET maxi LED spot [p. 310](#)
 PET maxi LED surface [p. 114](#)
 PET maxi LED track [p. 310](#)
 PET midi LED G/K spot [p. 310](#)
 PET midi LED G/K suspended [p. 236](#)
 PET midi LED E x1 spot [new](#) [p. 310](#)
 PET midi LED E x2 spot [new](#) [p. 310](#)
 PET midi LED flattrack [new](#) [p. 310](#)
 PET midi LED high multitrack [p. 310](#)
 PET midi LED multitrack [p. 310](#)
 PET midi LED spot [p. 310](#)
 PET midi LED surface [p. 114](#)
 PET midi LED suspended [p. 236](#)
 PET midi LED track [p. 310](#)
 PET midi LED wall [p. 358](#)
 PET micro O LED wall [p. 370](#)
 PET micro O switch LED wall [p. 370](#)
 PET micro R LED wall [p. 370](#)
 PET micro R switch LED wall [p. 370](#)
 PET micro R x2 LED wall [p. 370](#)
 PET micro R x2 switch LED wall [p. 370](#)
 PET micro LED upright [new](#) [p. 396](#)
 PET mini LED flattrack [new](#) [p. 302](#)
 PET mini LED G/K suspended [p. 236](#)
 PET mini LED G/K spot [p. 302](#)
 PET mini LED E x1 spot [new](#) [p. 302](#)
 PET mini LED E x2 spot [new](#) [p. 302](#)
 PET mini LED high multitrack [p. 302](#)
 PET mini LED microtrack [p. 302](#)
 PET mini LED multitrack [p. 302](#)

PET mini LED spot	p. 302
PET mini LED surface	p. 114
PET mini LED suspended flattrack	new p. 302
PET mini LED suspended microtrack	p. 302
PET mini LED suspended multitrack	p. 302
PET mini LED suspended	p. 236
PET mini LED track	p. 302
PET mini LED wall	p. 358
PIPER LED suspended	new p. 198
POCKET mini LED wall	p. 372
PUTT maxi LED trimless recessed	p. 050
PUTT maxi LED recessed	p. 048
PUTT maxi move LED recessed	new p. 052
PUTT midi GU10 recessed	new p. 052
PUTT midi LED trimless recessed	p. 050
PUTT midi LED hermetic recessed	new p. 410
PUTT midi move LED hermetic recessed	new p. 410
PUTT midi move LED trimless recessed	new p. 052
PUTT midi move LED recessed	new p. 052
PUTT midi LED recessed	p. 048
PUTT mini LED trimless recessed	p. 050
PUTT mini LED recessed	p. 048
PUTT mini LED hermetic recessed	p. 410

Q

QRLED next flattrack	new p. 290
QRLED next G/K spot	new p. 290
QRLED next high multitrack	new p. 290
QRLED next multitrack	new p. 290
QRLED next track	new p. 290
QRLED next trim recessed	new p. 044
QRLED next spot	new p. 290
QRLED next suspended flattrack	new p. 290
QRLED next suspended multitrack	new p. 290
QRLED next suspended	new p. 200
QRLED next move trimless recessed	new p. 044
QRLED next move trim recessed	new p. 044
QRLED next trimless recessed	new p. 044
QRLED next trim recessed	new p. 044

R

RAFTER LED flattrack	new p. 324
RAFTER LED high multitrack	p. 324
RAFTER LED multitrack	p. 324
RAFTER LED recessed	p. 086
RAFTER LED surface	p. 150
RAFTER LED suspended	p. 264
RAFTER LED track	p. 324
RAFTER LED wall	p. 380
RAFTER mini LED flattrack	new p. 320
RAFTER mini LED multitrack	p. 320
RAFTER mini points move LED flattrack	new p. 320
RAFTER mini move LED high multitrack	p. 320
RAFTER mini move LED multitrack	p. 320

RAFTER mini points LED flattrack	new p. 320
RAFTER mini points LED microtrack	p. 320
RAFTER mini points LED multitrack	p. 320
RAFTER mini points move LED high multitrack	p. 320
RAFTER mini points move LED microtrack	p. 320
RAFTER mini points move LED multitrack	p. 320
RAFTER mini points move LED recessed	new p. 084
RAFTER mix LED recessed	p. 086
RAFTER mix LED surface	p. 152
RAFTER points LED flattrack	new p. 324
RAFTER points LED high multitrack	p. 324
RAFTER points LED microtrack	p. 324
RAFTER points LED multitrack	p. 324
RAFTER points LED recessed	p. 082
RAFTER points LED section recessed	p. 082
RAFTER points LED section surface	p. 150
RAFTER points LED section suspended	p. 264
RAFTER points LED G/K spot	p. 324
RAFTER points LED surface	p. 150
RAFTER points LED track	p. 324
RAFTER points LED trim recessed	p. 082
RAFTER points SQ LED trim recessed	new p. 082
RAFTER wall washer LED trim recessed	p. 084

S

SET RAW mini LED hermetic wall	p. 424
SET RAW mini LED recessed	p. 094
SET RAW mini LED suspended	p. 252
SET RAW mini move LED wall	p. 376
SET TRU LED hermetic surface	p. 426
SET TRU LED hermetic wall	p. 426
SET TRU LED recessed	p. 096
SET TRU LED surface	p. 168
SET TRU LED suspended	p. 270
SET TRU LED track	p. 328
SET TRU LED trim recessed	p. 096
SET TRU LED wall	p. 382
SET TRU mini LED multitrack	p. 328
SET TRU mini points LED multitrack	p. 328
SET TRU PRO LED recessed	p. 096
SET TRU PRO LED surface	p. 168
SET TRU PRO LED suspended	p. 270
SET TRU PRO LED trim recessed	p. 096
SET TRU PRO up&down LED suspended	p. 270
SET TRU up&down LED suspended	p. 270
SET TRU up&down LED wall	p. 382
SIRCA LED recessed	p. 068
SMART PANEL plain LED wall	new p. 346
SMART PANEL wood LED wall	new p. 346
SMART PANEL felt LED wall	new p. 346
SNOP E27 suspended	new p. 182
SNOP QRLED suspended	new p. 182
SLUP LED exterior upright	p. 444
SQUARES next 50x1 LED recessed	p. 076
SQUARES next 50x1 LED surface	p. 120

SQUARES next 50x1 LED trimless recessed	p. 076
SQUARES next 50x2 LED recessed	p. 076
SQUARES next 50x2 LED surface	p. 120
SQUARES next 50x2 LED trimless recessed	p. 076
SWING next LED recessed	p. 066
SWING next LED trimless recessed	p. 066
SWING next GU10 recessed	new p. 066
SWING next GU10 trimless recessed	new p. 066

SYSTEMS

system ALULINE midi LED surface	p. 478
system ALULINE mini LED recessed	p. 478
system ALULINE mini LED surface	p. 478
system ALULINE mini LED trimless recessed	p. 478
system MAXI POINT round LED spider wall	p. 464
system MAXI POINT square LED spider wall	p. 464
system MIXLINE LED recessed	p. 488
system MIXLINE LED surface	p. 488
system MIXLINE LED suspended	p. 488
system MODERN BALL simple maxi LED spider suspended	p. 464
system MODERN BALL simple midi LED spider suspended	p. 464
system MODERN BALL simple mini LED spider suspended	p. 464
system MODERN GLASS LED spider suspended	p. 464
system MODERN GLASS mini LED spider suspended	p. 464
system LEDLINE soft recessed	p. 480
system PET midi LED spider suspended	p. 464
system PET mini LED spider suspended	p. 464
system PET mini rift LED suspended	new p. 474
system PET mini rift LED wall	new p. 474
system PET midi rift LED surface	p. 474
system PET midi rift LED suspended	p. 474
system PIPER LED suspended	new p. 468
system QRLED next suspended	new p. 464
system TRIBA midi E27 suspended	new p. 464
system TRIBA midi LED suspended	new p. 464
system TRIBA mini LED suspended	new p. 464
system TRU LED recessed	p. 492
system TRU LED surface	p. 492
system TRU LED suspended	p. 492
system TRU LED trim suspended	p. 492
system TRU LED wall	p. 492
system TRU up&down LED suspended	p. 492
system TRU up&down LED wall	p. 492

T

THIN TUBE asymmetry LED suspended	p. 250
THIN TUBE central LED suspended	p. 250
THIN TUBE twist LED hermetic wall	p. 420
THIN TUBE LED wall	p. 378
TRIBA midi LED G/K spot	new p. 294
TRIBA midi LED spot	new p. 294
TRIBA midi LED surface	new p. 106
TRIBA midi E27 surface	new p. 106
TRIBA midi LED suspended	new p. 204

TRIBA midi E27 suspended	new p. 204
TRIBA midi LED track	new p. 294
TRIBA mini LED G/K spot	new p. 294
TRIBA mini LED high multitrack	new p. 294
TRIBA mini LED multitrack	new p. 294
TRIBA mini LED suspended	new p. 204
TRIBA mini LED up&down wall	new p. 344
TRIBA mini LED wall	new p. 344
TUBE flex LED flattrack	new p. 296
TUBE stiff LED flattrack	new p. 296

V

VIP round LED 230V exterior wall	p. 438
VIP round up&down LED 230V exterior wall	p. 438
VIP square LED 230V exterior wall	p. 438
VIP square up&down LED 230V exterior wall	p. 438
VYRO x1 round move LED surface	new p. 118
VYRO x2 round move LED surface	new p. 118
VYRO x1 round LED 230V surface	new p. 118
VYRO x1 square LED 230V surface	new p. 118
VYRO x2 round LED 230V surface	new p. 118
VYRO x2 square LED 230V surface	new p. 118

Z

ZEFYR LED suspended	new p. 196
---------------------	-----------------------------------



QS index by name

B

BLOS round distance LED hermetic M930 surface white 47019-M930-D9-00-13 [p. 414](#)

C

CONA 26 E27 suspended terracotta 59917-0000-U8-PH-83 [p. 178](#)

H

HOLLOW 8 lens move LED A927 34° CC recessed white 38057-A927-FW-CC-13 [p. 062](#)
HOLLOW 8 lens move LED M927 34° recessed white 38057-M927-FW-00-13 [p. 062](#)
HOLLOW 8 lens move LED M930 34° recessed white 38057-M930-FW-00-13 [p. 062](#)
HOLLOW 8 lens move LED A930 34° CC recessed white 38057-A930-FW-CC-13 [p. 062](#)
HOLLOW 8 move LED M927 41° recessed white 38053-M927-WW-00-13 [p. 062](#)
HOLLOW 8 move LED A927 41° CC recessed white 38053-A927-WW-CC-13 [p. 062](#)
HOLLOW 8 move LED M930 41° recessed white 38053-M930-WW-00-13 [p. 062](#)
HOLLOW 8 move LED A930 41° CC recessed white 38053-A930-WW-CC-13 [p. 062](#)
HOLLOW micro LED hermetic M927 30° recessed black 38011-M927-FB-00-12 [p. 408](#)
HOLLOW micro LED hermetic M927 30° recessed white 38011-M927-FW-00-13 [p. 408](#)
HOLLOW micro LED hermetic M930 30° recessed black 38011-M930-FB-00-12 [p. 408](#)
HOLLOW micro LED hermetic M930 30° recessed white 38011-M930-FW-00-13 [p. 408](#)

L

LEDPOINT round M927 68° exterior wall black 26544-M927-WB-00-12 [p. 436](#)
LEDPOINT round M930 68° exterior wall black 26544-M930-WB-00-12 [p. 436](#)
LEDPOINT round up&down M927 68° exterior wall black 26545-M927-WB-00-12 [p. 436](#)
LEDPOINT round up&down M930 68° exterior wall black 26545-M930-WB-00-12 [p. 436](#)
LEDPOINT square M927 68° exterior wall black 26546-M927-WB-00-12 [p. 436](#)
LEDPOINT square M930 68° exterior wall black 26546-M930-WB-00-12 [p. 436](#)
LEDPOINT square up&down M927 68° exterior wall black 26547-M927-WB-00-12 [p. 436](#)
LEDPOINT square up&down M930 68° exterior wall black 26547-M930-WB-00-12 [p. 436](#)

M

MAXI RING dot LED M930 Phase-Control surface black + gold 47027-M930-DG-PH-12 [p. 136](#)
MAXI RING dot LED M927 Phase-Control surface black + white 47027-M927-DW-PH-12 [p. 136](#)
MAXI RING dot LED M930 Phase-Control surface black + white 47027-M930-DW-PH-12 [p. 136](#)
MAXI RING dot LED M930 Phase-Control suspended black + gold 59903-M930-DG-PH-12 [p. 242](#)
MAXI RING dot LED M927 Phase-Control suspended black + white 59903-M927-DW-PH-12 [p. 242](#)
MAXI RING dot LED M930 Phase-Control suspended black + white 59903-M930-DW-PH-12 [p. 242](#)
MIXLINE 160 LED M930 54° recessed black 30225-M930-W3-00-12 [p. 090](#)
MIXLINE 188 LED M930 54° recessed black 30226-M930-W3-00-12 [p. 090](#)

MIXLINE 216 LED M930 54° recessed black 30227-M930-W3-00-12 [p. 090](#)
MIXLINE 160 LED M930 54° surface black 40286-M930-W3-00-12 [p. 158](#)
MIXLINE 188 LED M930 54° surface black 40287-M930-W3-00-12 [p. 158](#)
MIXLINE 216 LED M930 54° surface black 40288-M930-W3-00-12 [p. 158](#)
MIXLINE 167 INV LED M930 54° recessed black 30228-M930-W3-00-12 [p. 090](#)
MIXLINE 192 INV LED M930 54° recessed black 30229-M930-W3-00-12 [p. 090](#)
MODERN BALL simple midi WP LED hermetic M927 surface black 47000-M927-D0-00-12 [p. 412](#)
MODERN BALL simple midi WP LED hermetic M927 surface white 47000-M927-D0-00-13 [p. 412](#)
MODERN BALL simple midi WP LED hermetic M930 surface black 47000-M930-D0-00-12 [p. 412](#)
MODERN BALL simple midi WP LED hermetic M930 surface white 47000-M930-D0-00-13 [p. 412](#)
MOUNTING BOX FOR POCKET natural aluminium 81023-11 [p. 372](#)

O

OKKA wood E27 suspended black + wood panel 59933-0000-U8-PH-W2 [p. 194](#)

P

PET GU10 Phase-Control spot black 10045-0000-U8-PH-12 [p. 310](#)
PET GU10 Phase-Control spot white 10045-0000-U8-PH-13 [p. 310](#)
PET GU10 Phase-Control track black 12548-0000-U8-PH-12 [p. 310](#)
PET GU10 Phase-Control track white 12548-0000-U8-PH-13 [p. 310](#)
PET 9 GU10 Phase-Control surface black 42311-0000-U8-PH-12 [p. 114](#)
PET 9 GU10 Phase-Control surface white 42311-0000-U8-PH-13 [p. 114](#)
PET LED 230V exterior M927 27° Phase-Control surface black 47029-M927-F3-PH-12 [p. 434](#)
PET LED 230V exterior M927 27° Phase-Control surface white 47029-M927-F3-PH-13 [p. 434](#)
PET LED 230V exterior M930 27° Phase-Control surface black 47029-M930-F3-PH-12 [p. 434](#)
PET LED 230V exterior M930 27° Phase-Control surface white 47029-M930-F3-PH-13 [p. 434](#)
PET micro R LED M927 32° wall black 26504-M927-F3-00-12 [p. 370](#)
PET micro R LED M927 32° wall white 26504-M927-F3-00-13 [p. 370](#)
PET micro R LED M930 32° wall black 26504-M930-F3-00-12 [p. 370](#)
PET micro R LED M930 32° wall white 26504-M930-F3-00-13 [p. 370](#)
PET micro R switch LED M927 32° wall black 26508-M927-F3-00-12 [p. 370](#)
PET micro R switch LED M927 32° wall white 26508-M927-F3-00-13 [p. 370](#)
PET micro R switch LED M930 32° wall black 26508-M930-F3-00-12 [p. 370](#)
PET micro R switch LED M930 32° wall white 26508-M930-F3-00-13 [p. 370](#)
PET midi 12 LED M927 50° surface black 46962-M927-WB-00-12 [p. 114](#)
PET midi 12 LED M927 50° surface white 46962-M927-WW-00-13 [p. 114](#)
PET midi 12 LED M930 50° surface black 46962-M930-WB-00-12 [p. 114](#)
PET midi 12 LED M930 50° surface white 46962-M930-WW-00-13 [p. 114](#)
PET midi LED high M927 50° DALI multitrack black 16433-M927-WB-DA-12 [p. 310](#)
PET midi LED high M927 50° multitrack black 16433-M927-WB-00-12 [p. 310](#)
PET midi LED high M930 50° DALI multitrack black 16433-M930-WB-DA-12 [p. 310](#)
PET midi LED high M930 50° multitrack black 16433-M930-WB-00-12 [p. 310](#)
PET midi LED M927 50° DALI multitrack black 16366-M927-WB-DA-12 [p. 310](#)
PET midi LED M927 50° DALI multitrack white 16366-M927-WW-DA-13 [p. 310](#)
PET midi LED M927 50° multitrack black 16366-M927-WB-00-12 [p. 310](#)
PET midi LED M927 50° multitrack white 16366-M927-WW-00-13 [p. 310](#)
PET midi LED M927 50° track black 16362-M927-WB-00-12 [p. 310](#)
PET midi LED M927 50° track white 16362-M927-WW-00-13 [p. 310](#)
PET midi LED M930 50° DALI multitrack black 16366-M930-WB-DA-12 [p. 310](#)
PET midi LED M930 50° DALI multitrack white 16366-M930-WW-DA-13 [p. 310](#)
PET midi LED M930 50° multitrack black 16366-M930-WB-00-12 [p. 310](#)
PET midi LED M930 50° multitrack white 16366-M930-WW-00-13 [p. 310](#)
PET midi LED M930 50° track black 16362-M930-WB-00-12 [p. 310](#)
PET midi LED M930 50° track white 16362-M930-WW-00-13 [p. 310](#)

PET mini 12 LED M927 41° surface black	46959-M927-WB-00-12	p. 114
PET mini 12 LED M927 41° surface white	46959-M927-WW-00-13	p. 114
PET mini 12 LED M930 41° surface black	46959-M930-WB-00-12	p. 114
PET mini 12 LED M930 41° surface white	46959-M930-WW-00-13	p. 114
PET mini LED M927 41° high multitrack white	16435-M927-WW-00-13	p. 302
PET mini LED M927 41° multitrack black	16367-M927-WB-00-12	p. 302
PET mini LED M927 41° multitrack white	16367-M927-WW-00-13	p. 302
PET mini LED M927 41° spot black	16359-M927-WB-00-12	p. 302
PET mini LED M927 41° spot white	16359-M927-WW-00-13	p. 302
PET mini LED M930 41° multitrack black	16367-M930-WB-00-12	p. 302
PET mini LED M930 41° multitrack white	16367-M930-WW-00-13	p. 302
PET mini LED M930 41° spot black	16359-M930-WB-00-12	p. 302
PET mini LED M930 41° spot white	16359-M930-WW-00-13	p. 302
PUTT midi LED M927 50° recessed white	38015-M927-WW-00-13	p. 048
PUTT midi LED M930 50° recessed white	38015-M930-WW-00-13	p. 048
PUTT midi LED trimless M927 50° recessed white	38016-M927-WW-00-13	p. 050
PUTT midi LED trimless M930 50° recessed white	38016-M930-WW-00-13	p. 050
PUTT midi move LED M927 35° recessed white	38047-M927-FW-00-13	p. 052
PUTT midi move LED M930 35° recessed white	38047-M930-FW-00-13	p. 052
PUTT midi move LED trimless M927 35° recessed white	38043-M927-FW-00-13	p. 052
PUTT midi move LED trimless M930 35° recessed white	38043-M930-FW-00-13	p. 052
PUTT mini LED trimless M927 41° recessed white	38014-M927-WW-00-13	p. 050
PUTT mini LED trimless M930 41° recessed white	38014-M930-WW-00-13	p. 050

R

RAFTER 29 LED M930 multitrack black	16342-M930-D9-00-12	p. 324
RAFTER 29 LED M930 track black	16335-M930-D9-00-12	p. 324
RAFTER mini 20 LED M927 multitrack black	16461-M927-D9-00-12	p. 320
RAFTER mini 20 LED M930 multitrack black	16461-M930-D9-00-12	p. 320
RAFTER mini points 10 LED M927 45° multitrack black	16457-M927-WB-00-12	p. 320
RAFTER mini points 10 LED M930 45° multitrack black	16457-M930-WB-00-12	p. 320
RAFTER mini points 20 LED M927 45° DALI multitrack black	16458-M927-WB-DA-12	p. 320
RAFTER mini points 20 LED M927 45° multitrack black	16458-M927-WB-00-12	p. 320
RAFTER mini points 20 LED M930 45° DALI multitrack black	16458-M930-WB-DA-12	p. 320
RAFTER mini points 20 LED M930 45° multitrack black	16458-M930-WB-00-12	p. 320
RAFTER points 8 LED trim M930 50° recessed white + black	37972-M930-WB-00-13	p. 082
RAFTER points 15 LED trim M930 50° recessed black	37973-M930-WB-00-12	p. 082
RAFTER points 15 LED trim M930 50° recessed white + black	37973-M930-WB-00-13	p. 082
RAFTER points 27 LED L930 50° recessed white + black	30270-L930-WB-00-13	p. 082
RAFTER points 27 LED L930 50° track black	16323-L930-WB-00-12	p. 324
RAFTER points 27 LED M930 50° track black	16323-M930-WB-00-12	p. 324

S

SET RAW mini 58 LED L930 hermetic wall white	26346-L930-D9-00-13	p. 424
SET TRU mini 114 LED M930 DALI multitrack black	16375-M930-D9-DA-12	p. 328
SET TRU mini 114 LED M930 multitrack black	16375-M930-D9-00-12	p. 328
SET TRU mini 57 LED M930 DALI multitrack black	16374-M930-D9-DA-12	p. 328
SET TRU mini 57 LED M930 multitrack black	16374-M930-D9-00-12	p. 328
SET TRU mini points 28 LED M930 59° DALI multitrack black	16379-M930-WB-DA-12	p. 328
SET TRU mini points 28 LED M930 59° multitrack black	16379-M930-WB-00-12	p. 328
SET TRU mini points 56 LED M930 59° DALI multitrack black	16380-M930-WB-DA-12	p. 328
SET TRU mini points 56 LED M930 59° multitrack black	16380-M930-WB-00-12	p. 328
SIRCA 10 LED M930 59° recessed black	37988-M930-WB-00-12	p. 068
SIRCA 10 LED M930 59° recessed white	37988-M930-WW-00-13	p. 068

V

VIP round up&down LED 230V M927 71° Phase-Control exterior wall black	26541-M927-WB-PH-12	p. 438
VIP round up&down LED 230V M930 71° Phase-Control exterior wall black	26541-M930-WB-PH-12	p. 438
VIP square up&down LED 230V M927 65° Phase-Control exterior wall black	26543-M927-WB-PH-12	p. 438
VIP square up&down LED 230V M930 65° Phase-Control exterior wall black	26543-M930-WB-PH-12	p. 438
VYRO x1 round move LED M930 59° Phase-Control surface white	47037-M930-WW-PH-13	p. 118
VYRO x2 round move LED M930 59° Phase-Control surface white	47038-M930-WW-PH-13	p. 118



Hygge Hotel, Opole



RAFTER points LED trim recessed

¹Hotel-T, Waregem
Photo: I am Liz

²Office, Zielona Góra
Design: Gołaska Studio | Photo: Krzysztof Strażyński STUDIO

³Hotel-T, Waregem
Photo: I am Liz

⁴Hotel-T, Waregem
Photo: I am Liz

⁵Private apartment, Kraków
Design: EFEM STUDIO | Photo: Filip Mienkina

⁶Hotel-T, Waregem
Photo: I am Liz

⁷Dzień Dobry TVN, Warszawa
Design: Jan Sikora | Photo: Tom Kurek

⁸Office, Zielona Góra
Design: Gołaska Studio | Photo: Krzysztof Strażyński STUDIO

⁹Galateria Italia, Belgium
Design: Home Coach



All dimensions and technical data in catalogues are provided for a guidance purposes only. Actual data may differ slightly due to the production process. Technical information contained within Aquaform's website, data sheets or mounting instructions shall prevail over the information contained in catalogues. Aquaform Inc. reserves the right to change the presented materials and product specifications without prior notice.

Aquaform Inc. takes no responsibility for any possible misprints. All photos, icons and images are copyright protected. Images are illustrative presentations of products and colours. Due to the production process RAL colour of white track and adapter differs a few tones from a standard white finish of AQForm luminaires.

Information contained in the catalogue shall not constitute an offer, also within the meaning of art. 66 § 1 of Polish Civil Code.

© 2024 AQUAFORM Inc. sp. z o.o.
All rights reserved.

Podane w katalogach wymiary oraz informacje techniczne mają jedynie charakter informacyjny. Rzeczywiste dane mogą się nieznacznie różnić ze względu na proces produkcyjny. Informacje techniczne zawarte na stronie www, w kartach katalogowych oraz w instrukcjach montażu mają pierwszeństwo przed informacjami z katalogów. Aquaform Inc. zastrzega sobie prawo do zmiany przedstawianych materiałów i parametrów technicznych produktów bez wcześniejszego powiadomienia.

Aquaform Inc. nie ponosi odpowiedzialności za możliwe błędy w druku. Zdjęcia są chronione prawnie. Na zdjęciach pokazane jest poglądowe przedstawienie produktów oraz kolorów. Ze względu na proces produkcyjny kolor RAL białych szynoprzewodów oraz adapterów różni się o kilka tonów od standardowego białego wykończenia opraw AQForm.

Informacje zawarte w katalogu nie stanowią oferty handlowej, w tym w rozumieniu art. 66 §1 Kodeksu Cywilnego.

© 2024 AQUAFORM Inc. sp. z o.o.
Wszelkie prawa zastrzeżone.

Contents

Recessed	p. 036
Surface	p. 098
Suspended	p. 170
Track&Spot	p. 276
Wall	p. 336
Floor, Table, Portable	p. 386
IP rated	p. 400
Exterior	p. 428
Systems	p. 450
Index by name	p. 516



PART OF
DELTALIGHT
Group

24
25